


# NAGARJUNA COLLEGE OF ENGINEERING & TECHNOLOGY

38/1, RAMAGONDINAHALLI YELHANKA HOBLI, BANGALORE -64.


BALANCE SHEET FOR THE YEAR ENDED 31ST MARCH 2024

Liabilities	Schedule	Amount		Assets		Schedule	Amount	
		Rs.	Rs.	Rs.	Rs.		Rs.	Rs.
<b>Corpus Fund</b>				<b>Fixed Assets</b>		<b>VIII</b>		
Opening Balance		2,31,04,238	(98,76,265)	Building Work in Progress				41,79,99,585
Less : Excess of Expenditure Over Income		3,29,80,503						6,46,46,076
<b>Loans (Liability)</b>			<b>9,13,84,685</b>	<b>Current Assets</b>				<b>13,55,19,072</b>
Secured Loans	<b>I</b>	9,13,84,685		Sundry Debtors		<b>IX</b>	1,18,120	
<b>Current Liabilities</b>			<b>9,54,37,434</b>	Advance to Others		<b>X</b>	21,00,000	
Advance Fee	<b>II</b>	43,05,671		Advance to Staff		<b>XI</b>	25,000	
Sundry Creditor for Expenses	<b>III</b>	2,35,92,729		Out Standing Fee		<b>XII</b>	10,22,16,847	
Sundry Creditors for Others	<b>IV</b>	23,64,160		Rent Advance		<b>XIII</b>	2,30,000	
Sundry Creditors for Purchases	<b>V</b>	2,52,06,187		Deposits (Asset)		<b>XIV</b>	85,40,912	
Provisions	<b>VI</b>	3,71,96,003		Bank Accounts		<b>XV</b>	1,51,13,707	
Research Fund	<b>VII</b>	27,72,684		Cash-in-hand			2,58,999	
			<b>44,12,18,880</b>	Interest Accrued on BES COM Deposits			5,61,569	
<b>Branch / Divisions</b>				Interest Accrued on FDs			61,05,017	
Nagarjuna Education Society		38,71,73,716		TDS Receivable			2,48,901	
Nagarjuna PU College		2,52,67,261						
Nagarjuna Degree College -CB		5,19,16,198						
Nagarjuna Pu College -CB		(1,25,63,827)						
Nagarjuna Degree College-YNK		(3,71,60,870)						
Nagarjuna Vidyaniketan		39,13,521						
Nes Hostels&Transport		2,26,72,881						
<b>Total</b>			<b>61,81,64,733</b>	<b>Total</b>				<b>61,81,64,733</b>



For Nagarjuna Education Society

*(Signature)*  
Secretary




For P. MOHAN RAJU & CO.  
Chartered Accountants  
Firm Regn. No. 011619S  
*(Signature)*  
(P. MOHAN RAJU)  
Proprietor  
M. No. 202947

# NAGARJUNA COLLEGE OF ENGINEERING & TECHNOLOGY


38/1, RAMAGONDINAHALLI YELHANKA HOBLI, BANGALORE -64.

## INCOME & EXPENDITURE ACCOUNT FOR THE YEAR ENDED 31ST MARCH 2024

EXPENDITURE	AMOUNT	INCOME	AMOUNT
Admission Expenses	2,00,30,268	College Fee	1,62,81,925
Advertisement Charges	97,574	Interest Recd On Elec Deposits	69,900
Affiliation & Accreditation Exp	1,10,89,865	Interest From Banks	12,42,500
AMC Charges	4,13,236	Misc & Fines-Fee	2,50,568
Bank Charges	95,656	Other Fee	76,40,588
Bonus	2,60,000	Other Income	93,545
Building Repairs & Maintenance	28,24,037	Tuition Fee	23,72,93,890
Comed.K - Membership Fee	45,000		
Computers Maintenance	6,81,954		
Consultancy Charges	49,560		
Conveyance Charges	1,29,087		
Depreciation	4,86,65,338		
Electrical Repairs & Maintenance	5,93,430		
Electricity Charges	96,89,072		
ESI Employer Contribution	5,90,981		
Finance Charges	5,44,024		
Function Expenses	43,12,478		
Garden Maintenance	4,00,619		
Generator Maintenance	15,45,671		
Gratuity Expenses	56,46,795		
Guest Lecturer Remuneration	8,29,700		
Hospital & Medical Expenses	7,10,336		
Housekeeping Materials	4,94,030		
IEEE Membership	20,005		



EXPENDITURE	AMOUNT	INCOME	AMOUNT
General Expenses	1,37,568		
Interest To Banks	1,06,23,830		
Internet & Broadband Charges	10,34,450		
Lab - Repairs & Maintenance	54,521		
Lab Consumables	2,33,538		
Land Lease Rent	36,86,205		
Library Journals & E-Learnings	63,520		
Library Maintenance	47,642		
NBA Expenses	99,000		
NOC Expenses	39,600		
Office Maintenance	9,93,846		
Paper & Periodicals	51,915		
PF Admin Charges	4,47,417		
PF Employer Contribution	55,00,971		
Placement Expenses	17,21,958		
Pooja Expenses	1,64,360		
Postage & Courier	10,564		
Printing & Stationary	8,17,243		
Prize Money For Class Toppers	42,500		
Professional & Legal Expenses	13,25,400		
Rates & Taxes	14,20,830		
Rent	7,33,200		
Research & Development Expenses	9,36,155		
Salaries	14,44,08,740		
Soft Skills Training Classes	10,56,600		
Software & Renewals	42,19,950		
Sports Expenses	2,78,807		



EXPENDITURE	AMOUNT	INCOME	AMOUNT
Staff-Welfare	23,85,416		
Students Welfare	2,62,928		
Telephone Charges	1,06,722		
Toll Expenses	2,64,220		
Transportation Charges	60,324		
Travelling Expenses	4,94,794		
Uniform & Other Expenses	8,13,500		
VAP Expenses	6,95,000		
Vehicle Insurance	38,231		
Website Site Maintenance & Renewals	3,11,027		
Workshop & Seminar Expenses	5,12,212		
	<b>29,58,53,420</b>	<b>Excess Of Expenditure over Income</b>	<b>3,29,80,503</b>
			<b>29,58,53,420</b>

For Nagarjuna Education Society



*[Signature]*  
Secretary





For P. MOHAN RAJU & CO.  
Chartered Accountants  
Firm Regt. No. 1679S  
*[Signature]*  
(P. MOHAN RAJU)  
Proprietor  
M. No. 202947

**NAGARJUNA COLLEGE OF ENGINEERING & TECHNOLOGY**  
**SCHEDULES 2023-24**

<b>Secured Loans</b>		<b>Schedule - I</b>
<b>Particulars</b>		<b>Amount</b>
OD/01/32545		4,69,49,375
AUR056108779203		6,64,297
AUR056108779266		8,30,375
TLS/03/77201		4,20,00,000
TLS/04/473586		9,40,638
<b>Grand Total</b>		<b>9,13,84,685</b>

<b>Advance Fee</b>		<b>Schedule - II</b>
<b>Particulars</b>		<b>Amount</b>
Advance Fee		43,05,671
<b>Grand Total</b>		<b>43,05,671</b>

<b>Sundry Cr.for Expenses</b>		<b>Schedule - III</b>
<b>Particulars</b>		<b>Amount</b>
Aa Digital Prints		18,750
AD6 Advertising		25,26,582
Amphisoft Technologies Pvt Ltd		1,86,791
Analog & Digital Devices		1,59,802
Artists Affiliated Pvt Ltd		(2,273)
Association Of Consulting Engineers (India)		3,82,500
Bes Com- Devanahalli		16,77,077
Bizotic Edtech Pvt Ltd		4,48,416
Brandrise Services Pvt Ltd		25,400
Clean Pest Control		8,820
Digiinnovations India Pvt Ltd		4,02,517
Dirosh		28,492
Eco Green Solution Systems (P) Ltd		3,48,000
Ellenn Associates		32,400
E Sutra Chronicles Pvt Ltd		4,78,011
G K Enterprises		14,900
HCIN Networks Pvt Ltd		3,23,350
Heraizen Technologies Private Limited		3,16,729
Hi Tech Systems		10,500



Jain Mission Hospital	73,500
J V Global Services Llp	4,58,432
Jyothi Gopal	80,360
LDS Infotech Pvt.Ltd.	4,00,000
Metro Coolers	3,07,240
M R Subbarayappa	39,600
Nagaratna Printers	6,67,918
Naman Jhabakh K	90,000
Nandi Eletricals & Revinding Works	(27,000)
Prakruthi Institute Of Environmental Studies	25,360
Print Media	600
Ravi Associates	35,030
Safe Secure Fire Service	17,759
Sai Ram Prints	32,365
Sai Systems & Services	812
Salary Payable	1,12,01,123
Scholarship Payable	44,34,804
Sideways6	2,56,267
S P Advertising	5,79,618
Sri Manjunatha Textiles	22,740
Sri Sai Creations	30,000
SRP Systems	26,000
Sundaram Stationaries	1,05,889
Sunrise Stationery World	2,23,400
TORQ Designs Pvt Ltd	68,000
Trendsetters Infoservices Llp	11,87,245
Unique Infomedia	30,160
United Diesel Services	88,928
Vaps Technosoft Pvt Ltd	(1,832)
V R Technologies	99,995
Aga Sajjad Murtuza	(18,00,000)
Bagadi Ganesh	1,06,333
Debasish Rath	(4,70,000)
Dusyanth Kumar	(3,82,000)
D Viswa Prasad	(2,85,000)
Harsha N - Admission	34,705
Kishan	(2,24,439)
Ravi Shankar Jaiswal	(99,889)



Santhosh Rao Jadav S	(1,34,541)
V Avinash	(6,67,517)
Venugopal Reddy . N	(4,26,000)
<b>Grand Total</b>	<b>2,35,92,729</b>

**Sundry Cr.for Others**


**Schedule -IV**

<b>Particulars</b>	<b>Amount</b>
Abdul Naveed	21,500
Balaram Sahoo	2,797
B K Shashidhar	39,395
Dandu Constructions	(8,75,429)
Mamatha Enterprises	1,17,145
M D Jamal Uddin	49,203
Pawar Water Proofing Company	(1,70,258)
Rabinrda Prasad	64,598
Rangadhamappa	55,952
Retention Money-Abdul Jabbar	11,738
Retention Money - Dandu Constructions	2,43,180
Retention Money - Mohammed Amaan Pawar	60,707
Retention Money- Mona Enterprises	1,11,716
Retention Money-Sri Sai Construction	8,42,549
Satyanarayana Raju - Site	56,901
S Babu Transport	48,550
Shivalinga Electricals	99,715
Shivnandan Kumar	5,476
Srinivas N	36,109
Sri Sai Construction	13,46,136
VTU University	1,96,480
<b>Grand Total</b>	<b>23,64,160</b>

**Sundry Cr.for Purchases**

**Schedule - V**

<b>Particulars</b>	<b>Amount</b>
Aishwarya Marble & Granite	1,92,488
Ananth Info Projects Pvt Ltd	3,32,265
Aparna Enterprises Ltd	42,69,723
Bherav Enterprises	4,29,992
Book Paradise	2,25,352
Chethan Power Enterprises	99,120
Coldaire Inc	16,26,439
C Square Solutions	66,717




Dinesh Enterprises	13,928
Dipa Ram	25,617
Embassy Marble & Cement Co	23,09,177
Gajrup Electrical Industrial Suppliers	3,76,125
Gayathri Glass & Plywood	3,71,002
G S Ispat	(6,715)
Hemalatha Enterprises	74,025
International Tools Co	1,50,656
Kaveri Hardware & Electrical	3,83,787
Kumar Enterprises	2,53,824
Lakshmi Chennakeshva Traders	41,000
Lakshmi Control Systems	64,487
Maruthi Saw Mills	8,81,314
Mona Enterprises	27,502
Noor Fabrication And Engineering Works	1,48,300
Pankaj Steels	38,90,077
Power Plast	3,56,789
Pragathi Computers	33,276
Sangeetha Enterprises	(18,793)
Shobha Enterprises	9,13,291
S N Sign	4,82,646
Sri Bsk Sales & Serivces	28,000
Sri Eshwar Engineers	24,75,349
Sri Venkateshwara Enterprises	81,625
Switching Power Conversion Pvt Ltd	8,81,261
The Light Artillery	70,422
The Ramco Cements Limited	1,34,000
Tk Elevator India Pvt Ltd	4,26,000
Vinayaka Interiors	2,95,634
Virendra Mistri	1,42,560
Vistara Networks	8,64,428
VP Office Sitting Systems	17,93,497
<b>Grand Total</b>	<b>2,52,06,187</b>

**Provisions**

**Schedule - VI**

<b>Particulars</b>	<b>Amount</b>
Autonomous Exam Fee	83,13,639
Alumini association fee	9,11,377
Civil Consultancy Fee	7,30,323
Convocation Fee	1,59,204






ESI Employees Contribution Payable	14,795
ESI Employer Contribution Payable	57,875
Exam Fee	1,51,414
Examiners Remuneration	1,11,941
Gratuity Payable	2,37,25,473
KSCST	1,36,165
PF Employees Contribution Payable	4,79,152
PF Employer Contribution Payable	4,79,152
Prof-Tax	33,400
Red Cross Fee	3,09,742
Rent Advance(Axis Bank)	15,000
Yuvothsava Fund	(28,19,585)
SWF Stamp Fee	49,605
TDS - Consultancy	1,09,725
TDS - Commission	12,250
TDS - Rent	3,73,020
TDS - Contractor	2,70,448
TDS - Salaries	25,55,375
University Fee	5,66,890
UTCA-2023	4,49,623
<b>Grand Total</b>	<b>3,71,96,003</b>

**RESEARCH FUND**

**Schedule - VII**

<b>Particulars</b>	<b>Amount</b>
Ashare Grant - Mechanical Dept	51,858
BIO-Diesel Fund	54,484
BIO-Tech Food Proccg Fund	3,28,648
Civil Consultancy Fund - Civil Dept	2,68,777
Civil Forum Fund	41,064
Corpus Fund -T	52,353
EC Spectrum Fund	15,875
Equipment Replacement Fund	52,353
Faculty Devept.Fund	64,435
Indo Bulgerian Fund	2,51,842
Infohub-Infs Dept	35,092
Ishare Fund(VTU)	2,54,111
ISTE Fund	24,880
IT Pioneer - CS Department	3,620
Library Book Bank Fund	6,52,746



Maintenance Fund	2,85,875
Modrob Fund - EC Department	41,500
PMKVY - TI - Reasearch Fund	81,685
VGST Fund	11,486
VTU Mission Empower Civil	1,50,000
VTU Research Fund Ec Dept	50,000
<b>Grand Total</b>	<b>27,72,684</b>

**SUNDRY DEBTORS**

**Schedule - IX**

<b>Particulars</b>	<b>Amount</b>
Mylan Laboratories Limited	49,000
Nadish Associates	45,000
New Consolidated Construction Company Limited	13,500
Sanprints Private Limited	10,620
<b>Grand Total</b>	<b>1,18,120</b>

**ADVANCE TO OTHERS**

**Schedule - X**

<b>Particulars</b>	<b>Amount</b>
C.K. Gopal	5,00,000
H Srinivas	10,00,000
M R Subbarayapa - Land Advance	3,00,000
Ramakrishnappa	3,00,000
<b>Grand Total</b>	<b>21,00,000</b>

**ADVANCE TO STAFF**

**Schedule - XI**

<b>Particulars</b>	<b>Amount</b>
Ranga Swamy - Staff Advance	25,000
<b>Grand Total</b>	<b>25,000</b>

**OUTSTANDING FEE**



**Schedule -XII**

<b>Particulars</b>	<b>Amount</b>
Outstanding Tuition Fee	10,22,16,847
<b>Grand Total</b>	<b>10,22,16,847</b>

**RENT ADVANCE**

**Schedule - XIII**

<b>Particulars</b>	<b>Amount</b>
Mihir Kumar	30,000
M R Subbarayappa - Advance	2,00,000
<b>Grand Total</b>	<b>2,30,000</b>




**DEPOSITS****Schedule - XIV**


<b>Particulars</b>	<b>Amount</b>
Fixed Deposit - Bank of Baroda	43,03,374
Security Deposit-Bank of Baroda	10,497
AICTE Deposit (MBA)	15,00,000
Bharat Gas Agency	17,000
Dodla Dairy Limited -Deposit	3,50,000
Electrical Deposits	22,38,541
Skanda Service Station -Deposit	1,00,000
Telephone Deposits	21,500
<b>Grand Total</b>	<b>85,40,912</b>

**Bank Accounts****Schedule - XV**

<b>Particulars</b>	<b>Amount</b>
10153-Bank Of Baroda	14,63,893
1373 -SB-BOB	66,850
15891 - Canara Bank - MBA Department	90,822
16368 - Canara Bank - Yuvothsava	10,329
18132 - Canara Bank - Data Science Department	85
18317 - Canara Bank - AIML Department	5,157
19215 - Canara Bank	2,53,808
19505-BOB -Scholarship	44,53,542
199-Ishare Bank of Baroda	33,267
2884-Union Bank of India	12,995
32176 - Canara Bank - Physics	5,157
35063 - Canara Bank - Chemistry Department	5,097
56352 - Canara Bank - IQAC Department	10,012
573 - Bank Of Baroda	52,185
608343-Axis Bank Ltd	15,70,952
630-Food Processin Bio-BOB	5,82,248
631-Indo Bulgarian Project-BOB	4,01,581
632-Bio Diesel-BOB	1,22,943
633- I.S.T.E -BOB	1,41,066
6414-Bank of Baroda	3,298
874-Corpus Fund A/C -BOB	71,404
875-Maintenance Fund-BOB	73,196
876-Faculty Developmentfund A/C -BOB	4,89,476
877-Equipment Replacement A/C -BOB	73,196



9330-SB-Union Bank Of India	32,22,896
Canara Bank -18398 Civil Engg Forum	48,870
Canara Bank - Alumini Association-33608	14,163
Canara Bank - Ashare Grant - 19822	2,78,923
Canara Bank - Brns Grant - Ac No : 19821	30,709
Canara Bank - Civil Consultancy -8742	11,02,110
Canara Bank - EC Spectrum - 17460	37,775
Canara Bank - Infohub Fund -7479	52,596
Canara Bank - IT Pioneer -8383	2,86,304
Canara Bank- Modrob - 20061	45,557
Canara Bank VGST Fund Ac No 17531	1,245
	<b>1,51,13,707</b>



SCHEDULE NO : VIII

**NAGARJUNA COLLEGE OF ENGINEERING & TECHNOLOGY**  
**38/1 RAMAGONDINAHALLI YELAHANKA HOBLI BANGALORE 560 064.**  
**SCHEDULE OF FIXED ASSETS AS ON 31ST MARCH 2024**

SI NO.	PARTICULARS	WDV AS ON		ADDITIONS DURING THE YEAR		DELETIONS		TOTAL	DEPRECIATION		WDV AS ON
		01/04/2023	15,26,176	UP TO 30-9-2023	AFTER 01-10-2023	UP TO 30-9-2023	AFTER 01-10-2023		Rs.	RATE	
1	BOOKS	15,26,176	1,67,714	2,25,352	-	-	19,19,242	15%	2,70,985	16,48,257	
2	BUILDINGS	29,89,68,281	4,96,67,189	4,96,67,189	-	-	34,86,35,470	10%	3,23,80,188	31,62,55,282	
3	CANTEEN EQUIPMENTS	34,40,960	6,28,027	28,96,609	-	-	34,40,960	15%	5,16,144	29,24,816	
4	COMPUTERS & SPARES	1,05,30,968	85,000	85,000	-	-	1,40,55,604	40%	50,42,920	90,12,684	
5	ELECTRICAL EQUIPMENT	1,17,70,576	13,68,405	46,66,448	-	-	1,18,55,576	10%	11,85,558	1,06,70,018	
6	FURNITURE & FIXTURES	2,01,46,140	2,36,446	5,45,624	-	-	2,61,80,993	10%	23,84,777	2,37,96,216	
7	LAB EQUIPMENT	50,86,014	15,19,106	1,76,002	-	-	58,68,084	15%	8,39,291	50,28,793	
8	LAND-NCET	1,11,24,363	15,000	-	-	-	1,11,24,363	0%	-	1,11,24,363	
9	HOSTEL EQUIPMENT	2,35,54,193	15,19,106	1,76,002	-	-	2,35,39,193	15%	35,30,879	2,00,08,314	
10	OFFICE EQUIPMENT	19,56,006	8,29,839	12,31,140	-	-	36,51,114	15%	5,34,467	31,16,647	
11	SPORTS EQUIPMENT	8,16,947	-	-	-	-	8,16,947	15%	1,22,542	6,94,405	
12	VEHICLES	83,60,601	-	-	-	-	1,04,21,580	15%	14,70,902	89,50,678	
13	MUSICAL INSTRUMENT	-	-	-	-	-	-	15%	-	-	
14	PLAY EQUIPMENT	-	-	-	-	-	-	15%	-	-	
15	AIR CONDITIONER EQUIPMENT	-	-	51,55,797	-	-	51,55,797	15%	3,86,685	47,69,112	
		<b>39,72,81,225</b>	<b>48,34,537</b>	<b>6,45,64,161</b>	<b>15,000</b>	<b>-</b>	<b>46,66,64,923</b>		<b>4,86,65,338</b>	<b>41,79,99,585</b>	

