




Nagarjuna College of Engineering and Technology

(An Autonomous College under VTU)

Average percentage of student complaints/grievances about evaluation against total number appeared in the examinations during the last five years

Sl No	Contents	Page no
1	Examination Annual Report Academic Year 2020-21	1-6
2	Examination Annual Report Academic Year 2019-20	7-13
3	Examination Annual Report Academic Year 2018-19	14-18
4	Examination Annual Report Academic Year 2017-18	19-23
5	Examination Annual Report Academic Year 2016-17	24-27
6	Sample copies Application of Revaluation and Photocopy	28-31



NAGARJUNA
COLLEGE OF ENGINEERING
AND TECHNOLOGY

Annual Report

Academic Year

2020-21



Office of the Controller of Examinations

Nagarjuna College of Engineering and Technology

VenkatagiriKote Post, Devanahalli Taluk,

Bengaluru- 562 164.

Ph: 080- 67462700, 2799. Website : <http://ncet.co.in>

Annual Report for the year 2020-21

The office of the Controller of Examinations (COE) frames the structure for the activities to be carried out for every odd and even semester with respect to the examinations. As the institution is autonomous, the Office of COE plays a significant role in the conduct of Continuous Internal Evaluations (CIE) & Semester End Examinations (SEE).

- The COE Office takes responsible steps in fixing the dates for both CIE and SE Examinations in consultations with the heads of various departments & other section heads. It also schedules the dates for submission of CIE marks for various CIE components.
- The COE Office makes arrangement for question setting through Internal and External Question paper setters.
- The valuation work is done with the assistance of Internal and External Examiners. Review/Moderation of Answer scripts shall be done by Senior Professors.
- The results are announced to the students after the completion of the evaluation process.
- Grade cards are issued to the students within stipulated time frame.

Graduation Day 2021

Graduation Day for the year 2020-21 was organized on 17.12.2021 for distributing the Provisional degree certificates to the successful students. Dr. S G Gopala Krishna, Director, Nagarjuna Education Society, has graced the occasion as Chief Guest and delivered the graduation address. Dr. Jitendranath Munbarga, Principal, NCET addressed the students and Dr. Yogeesha H C, COE & Head-Mechanical Engineering welcomed the gathering. First rank students were awarded with gold medals and provisional Degree certificate were issued to all the graduating students. Totally 606 students belonging to different UG & PG programmes have received their Provisional Degree Certificate during this programme. The List of graduating students for the academic year 2020-21 is enclosed as Annexure – 1.

Glimpses of Graduation 2021



Results of UG and PG programmes during the Odd and Even Semester are as under:

Sl. No	Programme	Sem	No. of students		% of passing	Last Date of Examination	Date of announcement of results
			Appeared	Passed			
1.	BE - CS	1	78	60	76.92	30.07.2021	18.08.2021
2.	BE - IS	1	45	30	66.67	30.07.2021	18.08.2021
3.	BE - CS(AI&ML)	1	47	31	65.96	30.07.2021	18.08.2021
4.	BE - CS(DS)	1	28	15	53.57	30.07.2021	18.08.2021
5.	BE - CV	1	32	14	43.75	30.07.2021	18.08.2021
6.	BE - EC	1	46	30	65.22	30.07.2021	18.08.2021
7.	M.Tech - CCT	1	13	11	84.62	17.08.2021	29.09.2021
8.	M.Tech - CSE	1	16	15	93.75	17.08.2021	29.09.2021
9.	MBA	1	74	28	37.84	23.08.2021	30.09.2021
10.	BE - CS	3	120	98	81.67	31.03.2021	10.08.2021
11.	BE - IS	3	54	42	77.78	31.03.2021	10.08.2021
12.	BE - CV	3	82	52	63.41	31.03.2021	10.08.2021
13.	BE - EC	3	108	91	84.26	31.03.2021	10.08.2021
14.	BE - ME	3	30	17	56.67	31.03.2021	10.08.2021
15.	M.Tech - CCT	3	10	10	100	16.02.2021	26.02.2021
16.	M.Tech - CSE	3	13	13	100	16.02.2021	26.02.2021
17.	MBA	3	95	74	77.89	01.03.2021	15.04.2021
18.	BE - CS	5	124	92	74.19	02.08.2021	28.08.2021
19.	BE - IS	5	56	40	71.43	02.08.2021	28.08.2021
20.	BE - CV	5	127	80	62.99	02.08.2021	28.08.2021
21.	BE - EC	5	113	99	87.61	02.08.2021	28.08.2021
22.	BE - ME	5	66	52	78.79	02.08.2021	28.08.2021
23.	BE - CS	7	89	89	100	30.07.2021	11.08.2021
24.	BE - IS	7	49	46	93.88	30.07.2021	11.08.2021
25.	BE - CV	7	190	132	69.47	30.07.2021	11.08.2021
26.	BE - EC	7	84	83	98.81	30.07.2021	11.08.2021
27.	BE - ME	7	121	106	87.6	30.07.2021	11.08.2021
28.	BE - CS	2	78	73	93.59	28.09.2021	28.09.2021
29.	BE - IS	2	45	42	93.33	28.09.2021	28.09.2021
30.	BE - CS(AI&ML)	2	47	43	91.49	28.09.2021	28.09.2021
31.	BE - CS(DS)	2	28	28	100	28.09.2021	28.09.2021
32.	BE - CV	2	32	28	87.5	28.09.2021	28.09.2021
33.	BE - EC	2	46	43	93.48	28.09.2021	28.09.2021
34.	M.Tech - CCT	2	13	13	100	08.12.2021	08.12.2021
35.	M.Tech - CSE	2	16	16	100	08.12.2021	08.12.2021
36.	MBA	2	69	62	89.86	08.12.2021	08.12.2021
37.	BE - CS	4	119	117	98.32	30.09.2021	30.09.2021
38.	BE - IS	4	54	52	96.3	30.09.2021	30.09.2021
39.	BE - CV	4	81	78	96.3	30.09.2021	30.09.2021
40.	BE - EC	4	108	108	100	30.09.2021	30.09.2021

41.	BE – ME	4	30	29	96.67	30.09.2021	30.09.2021
42.	M.Tech - CCT	4	4	4	100	26.10.2021	30.10.2021
43.	M.Tech – CSE	4	5	5	100	26.10.2021	30.10.2021
44.	MBA	4	89	82	92.13	22.10.2021	30.10.2021
45.	BE – CS	6	121	119	98.35	07.09.2021	07.09.2021
46.	BE - IS	6	56	54	96.43	07.09.2021	07.09.2021
47.	BE – CV	6	126	119	94.44	07.09.2021	07.09.2021
48.	BE - EC	6	112	112	100	07.09.2021	07.09.2021
49.	BE – ME	6	65	65	100	07.09.2021	07.09.2021
50.	BE – CS	8	89	89	100	07.09.2021	25.08.2021
51.	BE - IS	8	49	49	100	07.09.2021	25.08.2021
52.	BE – CV	8	190	187	98.42	07.09.2021	25.08.2021
53.	BE - EC	8	84	84	100	07.09.2021	25.08.2021
54.	BE – ME	8	122	116	95.08	07.09.2021	25.08.2021

Number of Students graduating during the year 2020-21 is as under.

Sl. No.	Name of the programme	Number of students graduating
1.	BE – CS	89
2.	BE – IS	47
3.	BE - EC	84
4.	BE – CV	174
5.	BE – ME	117
6.	MBA	76
7.	M.Tech - CSE	10
8.	M.Tech – CCT	09

Number of grievances received towards photocopy, revaluation and challenge revaluation are as under:

Sl. No.	Grievance	No. of students during		Total
		Odd Semester	Even Semester	
1.	Photo Copies	40	6	46
2.	Revaluations	53	-	53
3.	Challenge Revaluations	-	-	-


Number of Malpractice cases booked during the year 2020-21 is as under:

Sl. No.	Examination	No. of students during		Total
		Odd Semester	Even Semester	
1.	CIE			


2.	SEE	06	06
----	-----	----	----

Number of SEE Answer booklets evaluations during the year 2020-21 is as under:

Sl. No.	Name of the programme	Odd Semester	Even Semester
1.	BE – CS	411	407
2.	BE – IS	204	204
3.	BE – CS(AI&ML)	47	47
4.	BE – CS(DS)	28	28
5.	BE – CV	431	429
6.	BE - EC	351	350
7.	BE – ME	217	217
8.	M.Tech - CCT	13	-
9.	M.Tech – CSE	16	-
10.	MBA	74	-



Controller of Examinations
CONTROLLER OF EXAMINATION
 Nagarjuna College of Engineering & Technology
 An Autonomous College under VTU
 Bengaluru-562164



Principal
PRINCIPAL
 Nagarjuna College of Engineering & Techno
 An Autonomous College under V
 Bengaluru-562164



NAGARJUNA
COLLEGE OF ENGINEERING
AND TECHNOLOGY

Annual Report

Academic Year

2019-20



Office of the Controller of Examinations

Nagarjuna College of Engineering and Technology
VenkatagiriKote Post, Devanahalli Taluk,
Bengaluru- 562 164.

Ph: 080- 67462700, 2799. Website : <http://ncet.co.in>

Annual Report for the year 2019-20



The office of the Controller of Examination frames the structure for the activities to be carried out every odd and even semester with respect to the examinations. As the institution is autonomous, the Controller's Office plays a significant role in the conduct of Continuous Internal Evaluations (CIE) & Semester End Examinations (SEE).

- The Examination Office takes responsible steps in fixing the dates for both CIE and SE Examinations in consultations with the heads of various departments & other section heads. It also schedules the date of submission of CIE marks for various CIE components.
- The office makes arrangement for question setting through Internal and External Question paper setters.
- The valuation work is done with the assistance of Internal and External Examiners. Review/Moderation of Answer scripts shall be done by Senior Professors.
- The results are announced to the students after the completion of the evaluation process.
- Grade cards are issued to the students within stipulated time frame.

Graduation Day 2020

Virtual Graduation Day for the year 2019-20 was organized on 20.10.2020 for distributing the Provisional degree certificates to the successful students. Dr. G Hemanth Kumar, Honorable Vice Chancellor, University of Mysore has graced the occasion as Chief Guest and delivered the graduation address. Sri. J V Ranga Raju, Chairman NES, Mrs. Sridevi Ranga Raju, Founder Member, NES, Mr. J Chaitanya Varma, Secretary, NES, Dr. K. S. Deshikachar, Senior Director, NES have graced the function and Mrs. Bhanu Chaitanya, Member, NES has inaugurated the graduation ceremony by declaring it as open. Dr. S G Gopala Krishna, Principal, NCET rendered the welcome address. Members of the Governing Body, Academic Council, Vice Principal, Deans, Controller of Examinations & HODs of all the departments graced the occasion. First rank students were awarded with gold medals and provisional Degree certificate were issued to all the graduating students. Totally 621 students belonging to different UG & PG programmes have received their Provisional Degree Certificate during this programme. 55 students have received their rank certificates & Gold medals.

Glimpses of the Graduation Day 2020



Results of UG and PG Programmes during the Odd and Even Semester are as under:

Sl. No	Programme	Sem	No. of students		% of passing	Last Date of Examination	Date of announcement of results
			Appeared	Passed			
1.	BE – CS	1	114	96	84.21	06.01.2020	01.02.2020
2.	BE – CV	1	77	48	62.34	06.01.2020	01.02.2020
3.	BE - EC	1	100	80	80	06.01.2020	01.02.2020
4.	BE - IS	1	53	43	81.13	06.01.2020	01.02.2020
5.	BE - ME	1	25	12	48	06.01.2020	01.02.2020
6.	M.Tech - CCT	1	10	10	100	07.02.2020	10.03.2020
7.	M.Tech – CSE	1	13	13	100	07.02.2020	10.03.2020
8.	MBA	1	98	82	83.67	05.08.2020	13.08.2020
9.	BE – CS	3	125	100	80	06.01.2020	01.02.2020
10.	BE – CV	3	125	94	75.2	06.01.2020	01.02.2020
11.	BE - EC	3	113	89	78.76	06.01.2020	01.02.2020
12.	BE - IS	3	56	46	82.14	06.01.2020	01.02.2020
13.	BE - ME	3	67	59	88.06	06.01.2020	01.02.2020
14.	M.Tech - CCT	3	10	10	100	23.12.2019	04.01.2020
15.	M.Tech – CSE	3	14	14	100	31.01.2020	20.02.2020
16.	MMD	3	1	1	100	23.12.2019	04.01.2020
17.	MBA	3	45	44	97.78	31.01.2020	20.02.2020
18.	BE – CS	5	92	91	98.91	06.01.2020	01.02.2020
19.	BE – CV	5	190	152	80	06.01.2020	01.02.2020
20.	BE - EC	5	83	82	98.8	06.01.2020	01.02.2020
21.	BE - IS	5	49	47	95.92	06.01.2020	01.02.2020
22.	BE - ME	5	117	111	94.87	06.01.2020	01.02.2020
23.	BE – CS	7	118	118	100	06.01.2020	01.02.2020
24.	BE – CV	7	173	167	96.53	06.01.2020	01.02.2020
25.	BE - EC	7	103	102	99.03	06.01.2020	01.02.2020
26.	BE - IS	7	47	46	97.87	06.01.2020	01.02.2020
27.	BE - ME	7	134	128	95.52	06.01.2020	01.02.2020
28.	BE – CS	2	114	108	94.74	09.09.2020	09.09.2020
29.	BE – CV	2	77	63	81.82	09.09.2020	09.09.2020
30.	BE - EC	2	100	95	95	09.09.2020	09.09.2020
31.	BE - IS	2	52	50	96.15	09.09.2020	09.09.2020
32.	BE - ME	2	25	21	84	09.09.2020	09.09.2020
33.	M.Tech - CCT	2	10	10	100	09.09.2020	09.09.2020
34.	M.Tech – CSE	2	13	13	100	09.09.2020	09.09.2020
35.	MBA	2	98	93	94.9	06.10.2020	06.10.2020
36.	BE – CS	4	121	115	95.04	09.09.2020	09.09.2020
37.	BE – CV	4	118	117	99.15	09.09.2020	09.09.2020
38.	BE - EC	4	113	112	99.12	09.09.2020	09.09.2020
39.	BE - IS	4	56	52	92.86	09.09.2020	09.09.2020
40.	BE - ME	4	58	58	100	09.09.2020	09.09.2020

41.	M.Tech - CCT	4	5	5	100	08.03.2021	12.03.2021
42.	M.Tech – CSE	4	7	7	100	24.02.2021	12.03.2021
43.	MMD	4	1	1	100	20.08.2020	24.08.2020
44.	MBA	4	45	45	100	11.09.2020	14.09.2020
45.	BE – CS	6	88	88	100	09.09.2020	09.09.2020
46.	BE – CV	6	190	188	98.95	09.09.2020	09.09.2020
47.	BE - EC	6	85	85	100	09.09.2020	09.09.2020
48.	BE - IS	6	49	49	100	09.09.2020	09.09.2020
49.	BE - ME	6	118	116	98.31	09.09.2020	09.09.2020
50.	BE – CS	8	118	118	100	09.09.2020	09.09.2020
51.	BE – CV	8	172	172	100	09.09.2020	09.09.2020
52.	BE - EC	8	103	103	100	09.09.2020	09.09.2020
53.	BE - IS	8	46	46	100	09.09.2020	09.09.2020
54.	BE - ME	8	127	127	100	09.09.2020	09.09.2020

The List of graduating students for the academic year 2019-20 is enclosed as Annexure – 1

Number of Students graduating during the year 2019-20 is as under.

Sl. No.	Name of the programme	Number of students graduating
1.	BE – CS	120
2.	BE – IS	46
3.	BE - EC	102
4.	BE – CV	173
5.	BE – ME	126
6.	MBA	46
7.	M.Tech – CSE	02
8.	M.Tech - MMD	06

Number of grievances received towards photocopy, revaluation and challenge revaluation are as under:

Sl. No.	Grievance	No. of students during		Total
		Odd Semester	Even Semester	
1.	Photo Copies	6	-	6
2.	Revaluations	68	-	68
3.	Challenge Revaluations	-	-	-

Number of Malpractice cases booked during the year 2019-20 is as under:

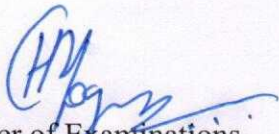
Sl. No.	Examination	No. of students during		Total
		Odd Semester	Even Semester	
1.	CIE	-	-	-
2.	SEE	1	-	1

Number of SEE Answer booklets evaluations during the year 2019-20 is as under:

Sl. No.	Name of the programme	Odd Semester	Even Semester
1.	BE – CS	2600	-
2.	BE – IS	444	-
3.	BE – MAT, PHY, CHE	726	-
4.	BE – CV	2988	-
5.	BE - EC	2551	-
6.	BE – ME	2013	-
7.	M.Tech - CCT	90	-
8.	M.Tech – CSE	120	-
9.	MMD	03	-
10.	MBA	921	-

Amount Disbursed as remunerations to the teaching, non-teaching and supporting staff during the year 2019-20.

Sl. No.	Name of the programme	Odd Semester	Even Semester	Summer Term
1.	Remuneration – External Examiners	5,82,450.00	1,21,850.00	-
2.	Remuneration – Internal Teaching staff	13,26,285.00	1,72,490.00	11,81,200.00
3.	Remuneration – Internal Non-teaching staff	1,75,240.00	5,280.00	20,760.00


Controller of Examinations
CONTROLLER OF EXAMINATION
Nagarjuna College of Engineering & Technology
An Autonomous College under VTU
Bengaluru-562164


Principal
PRINCIPAL
Nagarjuna College of Engineering & Techn
An Autonomous College under V
Bengaluru-562164



NAGARJUNA
COLLEGE OF ENGINEERING
AND TECHNOLOGY

Annual Report

Academic Year

2018-19



Office of the Controller of Examinations

Nagarjuna College of Engineering and Technology

VenkatagiriKote Post, Devanahalli Taluk,

Bengaluru– 562 164.

Ph: 080- 67462700, 2799. Website : <http://ncet.co.in>

Annual Report for the year 2018-19

The office of the Controller of Examination frames the structure for the activities to be carried out every odd and even semester with respect to the examinations. As the institution is autonomous, the Controller's Office plays a significant role in the conduct of Continuous Internal Evaluations (CIE) & Semester End Examinations (SEE).

- The Examination Office takes responsible steps in fixing the dates for both CIE and SE Examinations in consultations with the heads of various departments & other section heads. It also schedules the date of submission of CIE marks for various CIE components.
- The office makes arrangement for question setting through Internal and External Question paper setters.
- The valuation work is done with the assistance of Internal and External Examiners. Review/Moderation of Answer scripts shall be done by Senior Professors.
- The results are announced to the students after the completion of the evaluation process.
- Grade cards are issued to the students within stipulated time frame.
- Graduation Day will be arranged for distributing the Provisional degree certificates to the successful students.

Results of UG and PG programmes during the Odd and Even Semester are as under:

Sl. No	Programme	Sem	No. of students		% of passing	Last Date of Examination	Date of announcement of results.
			Appeared	Passed			
1.	BE – CS	1	122	82	67.21	13.12.2018	20.12.2018
2.	BE - IS	1	57	34	59.64	13.12.2018	20.12.2018
3.	BE – ME	1	42	16	38.09	13.12.2018	20.12.2018
4.	BE – CV	1	100	39	39.00	13.12.2018	20.12.2018
5.	BE - EC	1	104	81	77.88	13.12.2018	20.12.2018
6.	M.Tech - CCT	1	11	10	90.90	08.02.2019	13.02.2019
7.	M.Tech – CSE	1	14	14	100.00	08.02.2019	13.02.2019
8.	M.Tech – MMD	1	01	01	100.00	08.02.2019	13.02.2019
9.	MBA	1	46	45	97.82	08.02.2019	13.02.2019
10.	BE – CS	3	97	69	71.88	13.12.2018	20.12.2018
11.	BE - IS	3	50	37	75.51	13.12.2018	20.12.2018
12.	BE – ME	3	133	45	34.35	13.12.2018	20.12.2018
13.	BE – CV	3	198	89	44.95	13.12.2018	20.12.2018
14.	BE - EC	3	92	50	54.95	13.12.2018	20.12.2018
15.	M.Tech - CCT	3	15	15	100.00	14.12.2018	17.12.2018

16.	M.Tech – CSE	3	17	16	94.11	14.12.2018	17.12.2018
17.	M.Tech – VLSI	3	7	7	100.00	14.12.2018	17.12.2018
18.	M.Tech – MMD	3	6	5	83.33	14.12.2018	17.12.2018
19.	M.Tech – SCS	3	4	4	100.00	14.12.2018	17.12.2018
20.	MBA	3	31	30	96.77	14.12.2018	17.12.2018
21.	BE – CS	5	121	94	79.69	13.12.2018	20.12.2018
22.	BE - IS	5	47	42	89.36	13.12.2018	20.12.2018
23.	BE – ME	5	141	77	56.20	13.12.2018	20.12.2018
24.	BE – CV	5	176	140	80.00	13.12.2018	20.12.2018
25.	BE - EC	5	105	82	78.10	13.12.2018	20.12.2018
26.	BE – CS	7	86	74	86.05	13.12.2018	20.12.2018
27.	BE - IS	7	41	31	75.61	13.12.2018	20.12.2018
28.	BE – ME	7	157	127	80.89	13.12.2018	20.12.2018
29.	BE – CV	7	173	149	86.13	13.12.2018	20.12.2018
30.	BE - EC	7	99	76	76.77	13.12.2018	20.12.2018
31.	BE – CS	2	122	75	61.47	16.05.2019	18.05.2019
32.	BE - IS	2	57	42	73.68	16.05.2019	18.05.2019
33.	BE – ME	2	42	24	57.14	16.05.2019	18.05.2019
34.	BE – CV	2	99	59	59.59	16.05.2019	18.05.2019
35.	BE - EC	2	104	47	45.19	16.05.2019	18.05.2019
36.	M.Tech - CCT	2	10	10	100.00	21.06.2019	29.06.2019
37.	M.Tech – CSE	2	14	13	92.85	21.06.2019	29.06.2019
38.	M.Tech – MMD	2	1	1	100.00	21.06.2019	29.06.2019
39.	MBA	2	46	44	95.65	21.06.2019	03.07.2019
40.	BE – CS	4	99	67	67.67	16.05.2019	18.05.2019
41.	BE - IS	4	50	37	74.00	16.05.2019	18.05.2019
42.	BE – ME	4	133	64	48.12	16.05.2019	18.05.2019
43.	BE – CV	4	201	80	39.80	16.05.2019	18.05.2019
44.	BE - EC	4	90	57	63.33	16.05.2019	18.05.2019
45.	M.Tech - CCT	4	15	15	100.00	22.06.2019	01.07.2019
46.	M.Tech – CSE	4	16	16	100.00	22.06.2019	01.07.2019
47.	M.Tech – VLSI	4	7	7	100.00	26.06.2019	15.07.2019
48.	M.Tech – SCS	4	4	4	100.00	22.06.2019	01.07.2019
49.	MBA	4	31	30	96.77	10.06.2019	15.06.2019
50.	BE – CS	6	121	84	69.42	16.05.2019	18.05.2019
51.	BE - IS	6	47	37	78.72	16.05.2019	18.05.2019
52.	BE – ME	6	140	83	59.28	16.05.2019	18.05.2019
53.	BE – CV	6	176	106	60.22	16.05.2019	18.05.2019
54.	BE - EC	6	107	82	76.63	16.05.2019	18.05.2019
55.	BE – CS	8	87	87	100.00	16.05.2019	18.05.2019
56.	BE - IS	8	41	41	100.00	16.05.2019	18.05.2019
57.	BE – ME	8	155	155	100.00	16.05.2019	18.05.2019
58.	BE – CV	8	170	170	100.00	16.05.2019	18.05.2019
59.	BE - EC	8	99	99	100.00	16.05.2019	18.05.2019

The List of graduating students for the academic year 2018-2019 is enclosed as Annexure – 1

Number of Students graduating during the year 2018-19 is as under.

Sl. No.	Name of the programme	Number of students graduating
1.	BE – CS	85
2.	BE - IS	45
3.	BE – ME	155
4.	BE – CV	190
5.	BE - EC	89
6.	M.Tech - CCT	15
7.	M.Tech – CSE	16
8.	M.Tech – VLSI	07
9.	M.Tech – SCS	04
10.	MBA	29

Number of grievances received towards photocopy, revaluation and challenge revaluation are as under:

Sl. No.	Grievance	No. of students during		Total
		Odd Semester	Even Semester	
1.	Photo Copies	12	06	18
2.	Revaluations	43	51	94
3.	Challenge Revaluations	-	-	-

Number of Malpractice cases booked during the year 2018-19 is as under:

Sl. No.	Examination	No. of students during		Total
		Odd Semester	Even Semester	
1.	CIE	07	03	10
2.	SEE	07	06	13

Number of SEE Answer booklet evaluations during the year 2018-19 is as under:

Sl. No.	Name of the programme	Odd Semester	Even Semester	Summer Term
1.	UG programme	11238	6390	1848
2.	PG programme	764	130	-

Amount Disbursed as remunerations to the teaching, non-teaching and supporting staff during the year 2018-19.

Sl. No.	Name of the programme	Odd Semester	Even Semester	Summer Term
1.	Remuneration – External Examiners	Rs.7,98,900 /-	Rs. 7,09,940/-	Rs.26,410 /-
2.	Remuneration – Internal Teaching staff	Rs. 14,43,987/-	Rs.9,70,219/-	Rs.14,97,182/-
3.	Remuneration – Internal Non-teaching staff	Rs. 1,88,690/-	Rs. 1,36,475/-	Rs. 52,745/-



Controller of Examinations
CONTROLLER OF EXAMINATION
Nagarjuna College of Engineering & Technology
An Autonomous College under VTU
Bengaluru-562164



Principal
PRINCIPAL
Nagarjuna College of Engineering & Techno
An Autonomous College under V
Bengaluru-562164



NAGARJUNA
COLLEGE OF ENGINEERING
AND TECHNOLOGY

Annual Report
Academic Year
2017-18



Office of the Controller of Examinations

Nagarjuna College of Engineering and Technology

VenkatagiriKote Post, Devanahalli Taluk,

Bengaluru– 562 164.

Ph: 080- 67462700, 2799. Website : <http://ncet.co.in>

Annual Report for the year 2017-18

The office of the Controller of Examination frames the structure for the activities to be carried out every odd and even semester with respect to the examinations. As the institution is autonomous, the Controller's Office plays a significant role in the conduct of Continuous Internal Evaluations (CIE) & Semester End Examinations (SEE).

- The Examination Office takes responsible steps in fixing the dates for both CIE and SE Examinations in consultations with the heads of various departments & other section heads. It also schedules the dates for submission of CIE marks for various CIE components.
- The office makes arrangement for question setting through Internal and External Question paper setters.
- The valuation work is done with the assistance of Internal and External Examiners. Review/Moderation of Answer scripts shall be done by Senior Professors.
- The results are announced to the students after the completion of the evaluation process.
- Grade cards are issued to the students within stipulated time frame.
- Graduation Day will be arranged for distributing the Provisional degree certificates to the successful students.

Results of UG and PG programmes during the Odd and Even Semester are as under:

Sl. No	Programme	Sem	No. of students		% of passing	Last Date of Examination	Date of announcement of results
			Appeared	Passed			
1.	BE – CS	1	99	80	80.81	16.12.2017	19.12.2017
2.	BE - IS	1	54	42	77.78	16.12.2017	19.12.2017
3.	BE – ME	1	113	59	52.11	16.12.2017	19.12.2017
4.	BE – CV	1	157	102	64.97	16.12.2017	19.12.2017
5.	BE - EC	1	88	70	79.55	16.12.2017	19.12.2017
6.	M.Tech - CCT	1	15	15	100.00	20.01.2018	25.01.2018
7.	M.Tech – CSE	1	18	17	94.44	20.01.2018	25.01.2018
8.	M.Tech – VLSI	1	7	7	100.00	20.01.2018	25.01.2018
9.	M.Tech – MMD	1	7	6	85.71	20.01.2018	25.01.2018
10.	M.Tech – SCS	1	3	2	66.67	20.01.2018	25.01.2018
11.	MBA	1	35	20	57.14	20.01.2018	25.01.2018
12.	BE – CS	3	120	107	89.17	16.12.2017	19.12.2017
13.	BE - IS	3	46	38	82.61	16.12.2017	19.12.2017
14.	BE – ME	3	138	115	83.33	16.12.2017	19.12.2017
15.	BE – CV	3	187	149	79.68	16.12.2017	19.12.2017

16.	BE - EC	3	100	80	80.00	16.12.2017	19.12.2017
17.	M.Tech - CCT	3	14	14	100.00	22.12.2017	03.01.2018
18.	M.Tech - CSE	3	16	16	100.00	22.12.2017	03.01.2018
19.	M.Tech - VLSI	3	2	2	100.00	22.12.2017	03.01.2018
20.	MBA	3	32	27	84.38	22.12.2017	03.01.2018
21.	BE - CS	5	87	79	90.80	16.12.2017	19.12.2017
22.	BE - IS	5	41	38	92.68	16.12.2017	19.12.2017
23.	BE - ME	5	162	155	95.68	16.12.2017	19.12.2017
24.	BE - CV	5	175	165	94.29	16.12.2017	19.12.2017
25.	BE - EC	5	101	94	93.07	16.12.2017	19.12.2017
26.	BE - CS	2	95	84	88.42	15.05.2018	16.05.2018
27.	BE - IS	2	54	44	81.48	15.05.2018	16.05.2018
28.	BE - ME	2	111	63	56.76	15.05.2018	16.05.2018
29.	BE - CV	2	152	112	73.68	15.05.2018	16.05.2018
30.	BE - EC	2	88	66	75.00	15.05.2018	16.05.2018
31.	M.Tech - CCT	2	15	15	100.00	11.06.2018	15.06.2018
32.	M.Tech - CSE	2	17	16	94.12	11.06.2018	15.06.2018
33.	M.Tech - VLSI	2	7	7	100.00	11.06.2018	15.06.2018
34.	M.Tech - MMD	2	6	5	83.33	11.06.2018	15.06.2018
35.	M.Tech - SCS	2	3	2	66.67	11.06.2018	15.06.2018
36.	MBA	2	32	24	75.00	11.06.2018	15.06.2018
37.	BE - CS	4	120	106	88.33	15.05.2018	16.05.2018
38.	BE - IS	4	46	41	89.13	15.05.2018	16.05.2018
39.	BE - ME	4	133	117	87.97	15.05.2018	16.05.2018
40.	BE - CV	4	189	139	73.54	15.05.2018	16.05.2018
41.	BE - EC	4	101	91	90.10	15.05.2018	16.05.2018
42.	M.Tech - CCT	4	13	13	100.00	27.07.2018	07.08.2018
43.	M.Tech - CSE	4	14	14	100.00	27.07.2018	07.08.2018
44.	M.Tech - VLSI	4	2	2	100.00	27.07.2018	07.08.2018
45.	MBA	4	31	31	100.00	27.07.2018	07.08.2018
46.	BE - CS	6	87	82	94.25	15.05.2018	16.05.2018
47.	BE - IS	6	41	41	100.00	15.05.2018	16.05.2018
48.	BE - ME	6	161	150	93.17	15.05.2018	16.05.2018
49.	BE - CV	6	176	169	96.02	15.05.2018	16.05.2018
50.	BE - EC	6	100	98	98.00	15.05.2018	16.05.2018

The List of graduating students for the academic year 2017-2018 is enclosed as Annexure - 1

Number of Students graduating during the year 2017-18 is as under.

Sl. No.	Name of the programme	Number of students graduating
1.	BE - CS	81
2.	BE - IS	36
3.	BE - ME	154

4.	BE – CV	169
5.	BE - EC	89
6.	M.Tech - CCT	13
7.	M.Tech – CSE	16
8.	M.Tech – VLSI	02
9.	MBA	31

Number of grievances received towards photocopy, revaluation and challenge revaluation are as under:

Sl. No.	Grievance	No. of students during		Total
		Odd Semester	Even Semester	
1.	Photo Copies	10	09	19
2.	Revaluations	58	49	107
3.	Challenge Revaluations	-	-	-

Number of Malpractice cases booked during the year 2017-18 is as under:

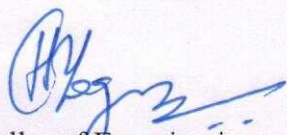
Sl. No.	Examination	No. of students during		Total
		Odd Semester	Even Semester	
1.	CIE	15	10	25
2.	SEE	08	11	19

Number of SEE Answerbookletsevaluations during the year 2017-18 is as under:

Sl. No.	Name of the programme	Odd Semester	Even Semester	Summer Term
1.	UG programme	9100	8017	2093
2.	PG programme	333	436	50

Amount Disbursed as remunerations to the teaching, non-teaching and supporting staff during the year 2017-18.


Sl. No.	Name of the programme	Odd Semester	Even Semester	Summer Term
1.	Remuneration – External Examiners	Rs. 5,37,520/-	Rs. 5,53,420/-	Rs. 24,800/-
2.	Remuneration – Internal Teaching staff	Rs. 12,55,684/-	Rs. 10,90,589/-	Rs. 15,10,653/-
3.	Remuneration – Internal Non-teaching staff	Rs. 1,53,945/-	Rs. 1,36,150/-	Rs. 45,835/-



Controller of Examinations
CONTROLLER OF EXAMINATION
Nagarjuna College of Engineering & Technology
An Autonomous College under VTU
Bengaluru-562164



Principal
PRINCIPAL
Nagarjuna College of Engineering & Techno
An Autonomous College under V
Bengaluru-562164



Annual Report

Academic Year

2016-17



Office of the Controller of Examinations

Nagarjuna College of Engineering and Technology

VenkatagiriKote Post, Devanahalli Taluk,

Bengaluru– 562 164.

Ph: 080- 67462700, 2799. Website : <http://ncet.co.in>

Annual Report for the year 2016-17

The office of the Controller of Examination frames the structure for the activities to be carried out every odd and even semester with respect to the examinations. As the institution is autonomous, the Controller's Office plays a significant role in the conduct of Continuous Internal Evaluations (CIE) & Semester End Examinations (SEE).

- The Examination Office takes responsible steps in fixing the dates for both CIE and SE Examinations in consultations with the heads of various departments & other section heads. It also schedules the date of submission of CIE marks for various CIE components.
- The office makes arrangement for question setting through Internal and External Question paper setters.
- The valuation work is done with the assistance of Internal and External Examiners. Review/Moderation of Answer scripts shall be done by Senior Professors.
- The results are announced to the students after the completion of the evaluation process.
- Grade cards are issued to the students within stipulated time frame.
- Graduation Day will be arranged for distributing the Provisional degree certificates to the successful students.

Results of UG and PG programmes during the Odd and Even Semester are as under:

Sl. No	Programme	Sem	No. of students		% of passing	Last Date of Examination	Date of announcement of results
			Appeared	Passed			
1.	BE - CS	1	124	109	87.90	20.12.2016	23.12.2016
2.	BE - IS	1	53	42	79.25	20.12.2016	23.12.2016
3.	BE - ME	1	121	97	80.17	20.12.2016	23.12.2016
4.	BE - CV	1	153	126	82.35	20.12.2016	23.12.2016
5.	BE - EC	1	98	90	91.84	20.12.2016	23.12.2016
6.	M.Tech - CCT	1	15	15	100.00	02.01.2017	09.01.2017
7.	M.Tech - CSE	1	17	17	100.00	02.01.2017	09.01.2017
8.	M.Tech - VLSI	1	2	2	100.00	02.01.2017	09.01.2017
9.	MBA	1	37	25	67.57	02.01.2017	09.01.2017
10.	BE - CS	3	99	76	76.77	20.12.2016	23.12.2016
11.	BE - IS	3	47	36	76.60	20.12.2016	23.12.2016
12.	BE - ME	3	184	141	76.63	20.12.2016	23.12.2016
13.	BE - CV	3	189	165	87.30	20.12.2016	23.12.2016
14.	BE - EC	3	109	91	89.49	20.12.2016	23.12.2016
15.	M.Tech - CCT	3	18	18	100.00	16.12.2016	24.12.2016

16.	M.Tech – CSE	3	18	16	88.89	16.12.2016	24.12.2016
17.	M.Tech – VLSI	3	3	3	100.00	16.12.2016	24.12.2016
18.	M.Tech – MMD	3	1	1	100.00	16.12.2016	24.12.2016
19.	MBA	3	21	17	80.95	16.12.2016	24.12.2016
20.	BE – CS	2	123	104	84.55	18.05.2017	22.05.2017
21.	BE - IS	2	52	42	80.77	18.05.2017	22.05.2017
22.	BE – ME	2	115	80	69.57	18.05.2017	22.05.2017
23.	BE – CV	2	147	108	73.47	18.05.2017	22.05.2017
24.	BE - EC	2	97	88	90.72	18.05.2017	22.05.2017
25.	M.Tech - CCT	2	15	15	100.00	24.05.2017	02.06.2017
26.	M.Tech – CSE	2	17	15	88.24	24.05.2017	02.06.2017
27.	M.Tech – VLSI	2	2	2	100.00	24.05.2017	02.06.2017
28.	MBA	2	33	27	81.82	24.05.2017	02.06.2017
29.	BE – CS	4	100	73	73.00	18.05.2017	22.05.2017
30.	BE - IS	4	47	34	72.34	18.05.2017	22.05.2017
31.	BE – ME	4	189	127	67.20	18.05.2017	22.05.2017
32.	BE – CV	4	192	143	74.48	18.05.2017	22.05.2017
33.	BE - EC	4	105	75	71.43	18.05.2017	22.05.2017
34.	M.Tech - CCT	4	18	18	100.00	18.08.2017	24.08.2017
35.	M.Tech – CSE	4	18	18	100.00	18.08.2017	24.08.2017
36.	M.Tech – VLSI	4	3	3	100.00	18.08.2017	24.08.2017
37.	M.Tech – MMD	4	1	1	100.00	18.08.2017	24.08.2017
38.	MBA	4	21	21	100.00	18.08.2017	24.08.2017

The List of graduating students for the academic year 2016-2017 is enclosed as Annexure – 1

Number of Students graduating during the year 2016-17 is as under.

Sl. No.	Name of the programme	Number of students graduating
1.	BE – CS	90
2.	BE - IS	35
3.	BE – ME	157
4.	BE – CV	193
5.	BE - EC	100
6.	M.Tech - CCT	18
7.	M.Tech – CSE	18
8.	M.Tech – VLSI	3
9.	M.Tech – MMD	1
10.	MBA	21

Number of grievances received towards photocopy, revaluation and challenge revaluation are as under:

Sl. No.	Grievance	No. of students during		Total
		Odd Semester	Even Semester	
1.	Photo Copies	4	3	7
2.	Revaluations	44	36	80
3.	Challenge Revaluations	-	1	1

Number of Malpractice cases booked during the year 2016-17 is as under:

Sl. No.	Examination	No. of students during		Total
		Odd Semester	Even Semester	
1.	CIE	1	3	4
2.	SEE	9	15	24

Number of SEE Answerbooklets evaluations during the year 2016-17 is as under:

Sl. No.	Name of the programme	Odd Semester	Even Semester	Summer Term
1.	UG programme	6290	6387	1559
2.	PG programme	685	884	92

Amount Disbursed as remunerations to the teaching, non-teaching and supporting staff during the year 2016-17.

Sl. No.	Name of the programme	Odd Semester	Even Semester	Summer Term
1.	Remuneration – External Examiners	Rs. 2,02,740/-	Rs. 2,73,030/-	Rs. 50,400/-
2.	Remuneration – Internal Teaching staff	Rs. 7,74,880/-	Rs. 7,44,416/-	Rs. 12,52,212/-
3.	Remuneration – Internal Non-teaching staff	Rs. 1,00,772/-	Rs. 1,02,100/-	Rs. 34,335/-


H. Sarma

Controller of Examinations
CONTROLLER OF EXAMINATION
 Nagarjuna College of Engineering & Technology
 An Autonomous College under VTU
 Bengaluru-562164

SPM

Principal
PRINCIPAL
 Nagarjuna College of Engineering & Technology
 An Autonomous College under VTU
 Bengaluru-562164

Application for Revaluation(RV) / Photocopy(PC)

	NAGARJUNA COLLEGE OF ENGINEERING & TECHNOLOGY (An Autonomous College Under VTU) Bangalore-562164
---	---


Name of the Student: N. Srikanth Reddy

USN:	1	N	C	I	5	E	C	O	S	7	Sem	5 th
------	---	---	---	---	---	---	---	---	---	---	-----	-----------------

Ph.No: 7989249270

Courses code				Total Number of Courses Applied	Total Amount
RV	15EC1543	15ECT561		2	1500
PC	15ECT561			1	
Date: <u>22/12/2017</u>				Signature of the Student: <u>N. Srikanth Reddy</u>	


Application for Revaluation(RV) / Photocopy(PC)

	NAGARJUNA COLLEGE OF ENGINEERING & TECHNOLOGY (An Autonomous College Under VTU) Bangalore-562164
---	---

Name of the Student: KAVANA . N

USN:	1	N	C	1	5	C	S	0	2	9	Sem	5 th
------	---	---	---	---	---	---	---	---	---	---	-----	-----------------

Ph.No: 9886037479

Courses code					Total Number of Courses Applied	Total Amount
RV	15CSI52	15CST54			2	1000/-
PC						
Date: <u>21 / 12 / 2017</u>					Signature of the Student: 	

Application for Revaluation(RV) / Photocopy (PC)



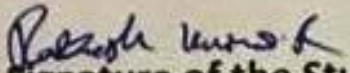
NAGARJUNA COLLEGE OF ENGINEERING & TECHNOLOGY
(An Autonomous College Under VTU)

Bangalore-562164

Name of the Student: ANUSHA. N

USN:	1	N	C	I	S	I	S	0	0	S	Sem	<u>V</u>
------	---	---	---	---	---	---	---	---	---	---	-----	----------

Ph.No: 9663266010

Courses code					Total Number of Courses Applied	Total Amount
RV	15IS153				1	500
PC						
Date: <u>22/12/17</u>					 Signature of the Student:	

Application for Revaluation(RV) / Photocopy (PC)



NAGARJUNA COLLEGE OF ENGINEERING & TECHNOLOGY
(An Autonomous College Under VTU)

Bangalore-562164

Name of the Student: Deekshitha.G.H

USN:	1	N	C	1	5	I	S	O	L	7	Sem	<u>V</u>
------	---	---	---	---	---	---	---	---	---	---	-----	----------

Ph.No: 9741252697

Courses code					Total Number of Courses Applied	Total Amount
RV	15IST52				01	Rs.500/-
PC						
Date: <u>21 12 17</u>					<u>Deekshitha.G.H</u> Signature of the Student:	