



Nagarjuna College of Engineering and Technology

(An Autonomous College under VTU)

2.5.1 Average number of days from the date of last semester-end/ Year - end examination till the declaration of results During the last five years

SI No	Contents	Page no
1	Last date of examination to Result date 2020-21	1-3
2	Last date of examination to Result date 2019-20	4-6
3	Last date of examination to Result date 2018-19	7-9
4	Last date of examination to Result date 2017-18	10-11
5	Last date of examination to Result date 2016-17	12-13
6	Proof of Time Tables and Result Sheets	14-26


Nagarjuna College of Engineering & Technology
(An Autonomous College Under VTU)


Average number of days from the date of last semester-end/ year- end examination till the
 declaration of results during 2020-21

Sl. No	Programme	Sem	No. of students		% of passing	Last Date of Examination	Date of announcement of results	Number of days elapsed
			Appeared	Passed				
1.	BE – CS	1	78	60	76.92	30.07.2021	18.08.2021	18
2.	BE - IS	1	45	30	66.67	30.07.2021	18.08.2021	18
3.	BE – CS(AI&ML)	1	47	31	65.96	30.07.2021	18.08.2021	18
4.	BE – CS(DS)	1	28	15	53.57	30.07.2021	18.08.2021	18
5.	BE – CV	1	32	14	43.75	30.07.2021	18.08.2021	18
6.	BE - EC	1	46	30	65.22	30.07.2021	18.08.2021	18
7.	M.Tech - CCT	1	13	11	84.62	17.08.2021	29.09.2021	42
8.	M.Tech – CSE	1	16	15	93.75	17.08.2021	29.09.2021	42
9.	MBA	1	74	28	37.84	23.08.2021	30.09.2021	37
10.	BE – CS	3	120	98	81.67	31.03.2021	10.08.2021	131
11.	BE - IS	3	54	42	77.78	31.03.2021	10.08.2021	131
14.	BE – CV	3	82	52	63.41	31.03.2021	10.08.2021	131
15.	BE - EC	3	108	91	84.26	31.03.2021	10.08.2021	131
16.	BE – ME	3	30	17	56.67	31.03.2021	10.08.2021	131
17.	M.Tech - CCT	3	10	10	100	16.02.2021	26.02.2021	9
18.	M.Tech – CSE	3	13	13	100	16.02.2021	26.02.2021	9
19.	MBA	3	95	74	77.89	01.03.2021	15.04.2021	44
20.	BE – CS	5	124	92	74.19	02.08.2021	28.08.2021	12

21.	BE - IS	5	56	40	71.43	02.08.2021	28.08.2021	12
24.	BE - CV	5	127	80	62.99	02.08.2021	28.08.2021	12
25.	BE - EC	5	113	99	87.61	02.08.2021	28.08.2021	12
26.	BE - ME	5	66	52	78.79	02.08.2021	28.08.2021	12
27.	BE - CS	7	89	89	100	30.07.2021	11.08.2021	28
28.	BE - IS	7	49	46	93.88	30.07.2021	11.08.2021	28
31.	BE - CV	7	190	132	69.47	30.07.2021	11.08.2021	28
32.	BE - EC	7	84	83	98.81	30.07.2021	11.08.2021	28
33.	BE - ME	7	121	106	87.6	30.07.2021	11.08.2021	28
34.	BE - CS	2	78	73	93.59	28.09.2021	28.09.2021	1
35.	BE - IS	2	45	42	93.33	28.09.2021	28.09.2021	1
36.	BE - CS(AI&ML)	2	47	43	91.49	28.09.2021	28.09.2021	1
37.	BE - CS(DS)	2	28	28	100	28.09.2021	28.09.2021	1
38.	BE - CV	2	32	28	87.5	28.09.2021	28.09.2021	1
39.	BE - EC	2	46	43	93.48	28.09.2021	28.09.2021	1
40.	M.Tech - CCT	2	13	13	100	08.12.2021	08.12.2021	1
41.	M.Tech - CSE	2	16	16	100	08.12.2021	08.12.2021	1
42.	MBA	2	69	62	89.86	08.12.2021	08.12.2021	1
43.	BE - CS	4	119	117	98.32	30.09.2021	30.09.2021	1
44.	BE - IS	4	54	52	96.3	30.09.2021	30.09.2021	1
47.	BE - CV	4	81	78	96.3	30.09.2021	30.09.2021	1
48.	BE - EC	4	108	108	100	30.09.2021	30.09.2021	1
49.	BE - ME	4	30	29	96.67	30.09.2021	30.09.2021	1
50.	M.Tech - CCT	4	4	4	100	26.10.2021	30.10.2021	3
51.	M.Tech - CSE	4	5	5	100	26.10.2021	30.10.2021	3
52.	MBA	4	89	82	92.13	22.10.2021	30.10.2021	7

53.	BE – CS	6	121	119	98.35	07.09.2021	07.09.2021	1
54.	BE - IS	6	56	54	96.43	07.09.2021	07.09.2021	1
57.	BE – CV	6	126	119	94.44	07.09.2021	07.09.2021	1
58.	BE - EC	6	112	112	100	07.09.2021	07.09.2021	1
59.	BE – ME	6	65	65	100	07.09.2021	07.09.2021	1
60.	BE – CS	8	89	89	100	07.09.2021	25.08.2021	1
61.	BE - IS	8	49	49	100	07.09.2021	25.08.2021	1
64.	BE – CV	8	190	187	98.42	07.09.2021	25.08.2021	1
65.	BE - EC	8	84	84	100	07.09.2021	25.08.2021	1
66.	BE – ME	8	122	116	95.08	07.09.2021	25.08.2021	1
Average number of days elapsed								22


 COE 28/5/2022
CONTROLLER OF EXAMINATION
 Nagarjuna College of Engineering & Technology
 An Autonomous College under VTU
 Bengaluru-562164


Principal
PRINCIPAL
 Nagarjuna College of Engineering & Technology
 An Autonomous College under VTU
 Bengaluru-562164


Nagarjuna College of Engineering & Technology
(An Autonomous College Under VTU)

Average number of days from the date of last semester-end/ year- end examination till the declaration of results during **2019-20**

Sl. No	Programme	Sem	No. of students		% of passing	Last Date of Examination	Date of announcement of results	Number of days elapsed
			Appeared	Passed				
	BE – CS	1	114	96	84.21	06.01.2020	01.02.2020	25
	BE – CV	1	77	48	62.34	06.01.2020	01.02.2020	25
	BE - EC	1	100	80	80	06.01.2020	01.02.2020	25
	BE - IS	1	53	43	81.13	06.01.2020	01.02.2020	25
	BE - ME	1	25	12	48	06.01.2020	01.02.2020	25
	M.Tech - CCT	1	10	10	100	07.02.2020	10.03.2020	30
	M.Tech – CSE	1	13	13	100	07.02.2020	10.03.2020	30
	MBA	1	98	82	83.67	05.08.2020	13.08.2020	7
	BE – CS	3	125	100	80	06.01.2020	01.02.2020	25
10.	BE – CV	3	125	94	75.2	06.01.2020	01.02.2020	25
11.	BE - EC	3	113	89	78.76	06.01.2020	01.02.2020	25
12.	BE - IS	3	56	46	82.14	06.01.2020	01.02.2020	25
13.	BE - ME	3	67	59	88.06	06.01.2020	01.02.2020	25
14.	M.Tech - CCT	3	10	10	100	23.12.2019	04.01.2020	11
15.	M.Tech – CSE	3	14	14	100	31.01.2020	20.02.2020	3
16.	MMD	3	1	1	100	23.12.2019	04.01.2020	11
17.	MBA	3	45	44	97.78	31.01.2020	20.02.2020	3
18.	BE – CS	5	92	91	98.91	06.01.2020	01.02.2020	25
19.	BE – CV	5	190	152	80	06.01.2020	01.02.2020	25

20.	BE - EC	5	83	82	98.8	06.01.2020	01.02.2020	25
21.	BE - IS	5	49	47	95.92	06.01.2020	01.02.2020	25
22.	BE - ME	5	117	111	94.87	06.01.2020	01.02.2020	25
23.	BE - CS	7	118	118	100	06.01.2020	01.02.2020	25
24.	BE - CV	7	173	167	96.53	06.01.2020	01.02.2020	25
25.	BE - EC	7	103	102	99.03	06.01.2020	01.02.2020	25
26.	BE - IS	7	47	46	97.87	06.01.2020	01.02.2020	25
27.	BE - ME	7	134	128	95.52	06.01.2020	01.02.2020	25
28.	BE - CS	2	114	108	94.74	09.09.2020	09.09.2020	1
29.	BE - CV	2	77	63	81.82	09.09.2020	09.09.2020	1
30.	BE - EC	2	100	95	95	09.09.2020	09.09.2020	1
31.	BE - IS	2	52	50	96.15	09.09.2020	09.09.2020	1
32.	BE - ME	2	25	21	84	09.09.2020	09.09.2020	1
33.	M.Tech - CCT	2	10	10	100	09.09.2020	09.09.2020	1
34.	M.Tech - CSE	2	13	13	100	09.09.2020	09.09.2020	1
35.	MBA	2	98	93	94.9	06.10.2020	06.10.2020	1
36.	BE - CS	4	121	115	95.04	09.09.2020	09.09.2020	1
37.	BE - CV	4	118	117	99.15	09.09.2020	09.09.2020	1
38.	BE - EC	4	113	112	99.12	09.09.2020	09.09.2020	1
39.	BE - IS	4	56	52	92.86	09.09.2020	09.09.2020	1
40.	BE - ME	4	58	58	100	09.09.2020	09.09.2020	1
41.	M.Tech - CCT	4	3	3	100	08.03.2021	12.03.2021	3
42.	M.Tech - CSE	4	4	4	100	24.02.2021	12.03.2021	15
43.	MMD	4	1	1	100	20.08.2020	24.08.2020	3
44.	MBA	4	45	45	100	11.09.2020	14.09.2020	3
45.	BE - CS	6	88	88	100	09.09.2020	09.09.2020	1

46.	BE – CV	6	190	188	98.95	09.09.2020	09.09.2020	1
47.	BE - EC	6	85	85	100	09.09.2020	09.09.2020	1
48.	BE - IS	6	49	49	100	09.09.2020	09.09.2020	1
49.	BE - ME	6	118	116	98.31	09.09.2020	09.09.2020	1
50.	BE – CS	8	118	118	100	09.09.2020	09.09.2020	1
51.	BE – CV	8	172	172	100	09.09.2020	09.09.2020	1
52.	BE - EC	8	103	103	100	09.09.2020	09.09.2020	1
53.	BE - IS	8	46	46	100	09.09.2020	09.09.2020	1
54.	BE - ME	8	127	127	100	09.09.2020	09.09.2020	1
Average number of days elapsed								12


 COE 22/01/22
CONTROLLER OF EXAMINATION
 Nagarjuna College of Engineering & Technology
 An Autonomous College under VTU
 Bengaluru-562164


Principal
PRINCIPAL
 Nagarjuna College of Engineering & Technology
 An Autonomous College under VTU
 Bengaluru-562164

Nagarjuna College of Engineering & Technology

(An Autonomous College Under VTU)

Average number of days from the date of last semester-end/ year- end examination till the declaration of results during 2018-19

Sl. No	Programme	Sem	No. of students		% of passing	Last Date of Examination	Date of announcement of results	Number of days elapsed
			Appeared	Passed				
1.	BE – CS	1	122	82	67.21	13.12.2018	20.12.2018	6
2.	BE - IS	1	57	34	59.64	13.12.2018	20.12.2018	6
3.	BE – ME	1	42	16	38.09	13.12.2018	20.12.2018	6
4.	BE – CV	1	100	39	39	13.12.2018	20.12.2018	6
5.	BE - EC	1	104	81	77.88	13.12.2018	20.12.2018	6
6.	M.Tech - CCT	1	11	10	90.9	08.02.2019	13.02.2019	5
7.	M.Tech – CSE	1	14	14	100	08.02.2019	13.02.2019	5
8.	M.Tech – MMD	1	1	1	100	08.02.2019	13.02.2019	5
9.	MBA	1	46	45	97.82	08.02.2019	13.02.2019	5
10.	BE – CS	3	97	69	71.88	13.12.2018	20.12.2018	6
11.	BE - IS	3	50	37	75.51	13.12.2018	20.12.2018	6
12.	BE – ME	3	133	45	34.35	13.12.2018	20.12.2018	6
13.	BE – CV	3	198	89	44.95	13.12.2018	20.12.2018	6
14.	BE - EC	3	92	50	54.95	13.12.2018	20.12.2018	6
15.	M.Tech - CCT	3	15	15	100	14.12.2018	17.12.2018	3
16.	M.Tech – CSE	3	17	16	94.11	14.12.2018	17.12.2018	3
17.	M.Tech – VLSI	3	7	7	100	14.12.2018	17.12.2018	3
18.	M.Tech – MMD	3	6	5	83.33	14.12.2018	17.12.2018	3

19.	M.Tech – SCS	3	4	4	100	14.12.2018	17.12.2018	3
20.	MBA	3	31	30	96.77	14.12.2018	17.12.2018	3
21.	BE – CS	5	121	94	79.69	13.12.2018	20.12.2018	7
22.	BE - IS	5	47	42	89.36	13.12.2018	20.12.2018	7
23.	BE – ME	5	141	77	56.2	13.12.2018	20.12.2018	7
24.	BE – CV	5	176	140	80	13.12.2018	20.12.2018	7
25.	BE - EC	5	105	82	78.1	13.12.2018	20.12.2018	7
26.	BE – CS	7	86	74	86.05	13.12.2018	20.12.2018	7
27.	BE - IS	7	41	31	75.61	13.12.2018	20.12.2018	7
28.	BE – ME	7	157	127	80.89	13.12.2018	20.12.2018	7
29.	BE – CV	7	173	149	86.13	13.12.2018	20.12.2018	7
30.	BE - EC	7	99	76	76.77	13.12.2018	20.12.2018	7
31.	BE – CS	2	122	75	61.47	16.05.2019	18.05.2019	2
32.	BE - IS	2	57	42	73.68	16.05.2019	18.05.2019	2
33.	BE – ME	2	42	24	57.14	16.05.2019	18.05.2019	2
34.	BE – CV	2	99	59	59.59	16.05.2019	18.05.2019	2
35.	BE - EC	2	104	47	45.19	16.05.2019	18.05.2019	2
36.	M.Tech - CCT	2	10	10	100	21.06.2019	29.06.2019	8
37.	M.Tech – CSE	2	14	13	92.85	21.06.2019	29.06.2019	8
38.	M.Tech – MMD	2	1	1	100	21.06.2019	29.06.2019	8
39.	MBA	2	46	44	95.65	21.06.2019	03.07.2019	12
40.	BE – CS	4	99	67	67.67	16.05.2019	18.05.2019	2
41.	BE - IS	4	50	37	74	16.05.2019	18.05.2019	2
42.	BE – ME	4	133	64	48.12	16.05.2019	18.05.2019	2
43.	BE – CV	4	201	80	39.8	16.05.2019	18.05.2019	2
44.	BE - EC	4	90	57	63.33	16.05.2019	18.05.2019	2

45.	M.Tech - CCT	4	15	15	100	22.06.2019	01.07.2019	8
46.	M.Tech – CSE	4	16	16	100	22.06.2019	01.07.2019	8
47.	M.Tech – VLSI	4	7	7	100	26.06.2019	15.07.2019	19
48.	M.Tech – SCS	4	4	4	100	22.06.2019	01.07.2019	9
49.	MBA	4	31	30	96.77	10.06.2019	15.06.2019	5
50.	BE – CS	6	121	84	69.42	16.05.2019	18.05.2019	2
51.	BE - IS	6	47	37	78.72	16.05.2019	18.05.2019	2
52.	BE – ME	6	140	83	59.28	16.05.2019	18.05.2019	2
53.	BE – CV	6	176	106	60.22	16.05.2019	18.05.2019	2
54.	BE - EC	6	107	82	76.63	16.05.2019	18.05.2019	2
55.	BE – CS	8	87	87	100	16.05.2019	18.05.2019	2
56.	BE - IS	8	41	41	100	16.05.2019	18.05.2019	2
57.	BE – ME	8	155	155	100	16.05.2019	18.05.2019	2
58.	BE – CV	8	170	170	100	16.05.2019	18.05.2019	2
59.	BE - EC	8	99	99	100	16.05.2019	18.05.2019	2
Average number of days elapsed								5


 COE 28/01/22
CONTROLLER OF EXAMINATION
 Nagarjuna College of Engineering & Technology
 An Autonomous College under VTU
 Bengaluru-562164



Principal
PRINCIPAL
 Nagarjuna College of Engineering & Technology
 An Autonomous College under VTU
 Bengaluru-562164

Nagarjuna College of Engineering & Technology
(An Autonomous College Under VTU)

Average number of days from the date of last semester-end/ year- end examination till the declaration of results during 2017-18

Sl. No	Programme	Sem	No. of students		% of passing	Last Date of Examination	Date of announcement of results	Number of days elapsed
			Appeared	Passed				
1.	BE – CS	1	99	80	80.81	16.12.2017	19.12.2017	3
2.	BE - IS	1	54	42	77.78	16.12.2017	19.12.2017	3
3.	BE – ME	1	113	59	52.11	16.12.2017	19.12.2017	3
4.	BE – CV	1	157	102	64.97	16.12.2017	19.12.2017	3
5.	BE - EC	1	88	70	79.55	16.12.2017	19.12.2017	3
6.	M.Tech - CCT	1	15	15	100	20.01.2018	25.01.2018	5
7.	M.Tech – CSE	1	18	17	94.44	20.01.2018	25.01.2018	5
8.	M.Tech – VLSI	1	7	7	100	20.01.2018	25.01.2018	5
9.	M.Tech – MMD	1	7	6	85.71	20.01.2018	25.01.2018	5
10.	M.Tech – SCS	1	3	2	66.67	20.01.2018	25.01.2018	5
11.	MBA	1	35	20	57.14	20.01.2018	25.01.2018	5
12.	BE – CS	3	120	107	89.17	16.12.2017	19.12.2017	3
13.	BE - IS	3	46	38	82.61	16.12.2017	19.12.2017	3
14.	BE – ME	3	138	115	83.33	16.12.2017	19.12.2017	3
15.	BE – CV	3	187	149	79.68	16.12.2017	19.12.2017	3
16.	BE - EC	3	100	80	80	16.12.2017	19.12.2017	3
17.	M.Tech - CCT	3	14	14	100	22.12.2017	03.01.2018	11
18.	M.Tech – CSE	3	16	16	100	22.12.2017	03.01.2018	11
19.	M.Tech – VLSI	3	2	2	100	22.12.2017	03.01.2018	11
20.	MBA	3	32	27	84.38	22.12.2017	03.01.2018	11
21.	BE – CS	5	87	79	90.8	16.12.2017	19.12.2017	3
22.	BE - IS	5	41	38	92.68	16.12.2017	19.12.2017	3
23.	BE – ME	5	162	155	95.68	16.12.2017	19.12.2017	3

24.	BE – CV	5	175	165	94.29	16.12.2017	19.12.2017	3
25.	BE - EC	5	101	94	93.07	16.12.2017	19.12.2017	3
26.	BE – CS	2	95	84	88.42	15.05.2018	16.05.2018	1
27.	BE - IS	2	54	44	81.48	15.05.2018	16.05.2018	1
28.	BE – ME	2	111	63	56.76	15.05.2018	16.05.2018	1
29.	BE -- CV	2	152	112	73.68	15.05.2018	16.05.2018	1
30.	BE - EC	2	88	66	75	15.05.2018	16.05.2018	11
31.	M.Tech - CCT	2	15	15	100	11.06.2018	15.06.2018	4
32.	M.Tech – CSE	2	17	16	94.12	11.06.2018	15.06.2018	4
33.	M.Tech – VLSI	2	7	7	100	11.06.2018	15.06.2018	4
34.	M.Tech – MMD	2	6	5	83.33	11.06.2018	15.06.2018	4
35.	M.Tech – SCS	2	3	2	66.67	11.06.2018	15.06.2018	4
36.	MBA	2	32	24	75	11.06.2018	15.06.2018	4
37.	BE – CS	4	120	106	88.33	15.05.2018	16.05.2018	1
38.	BE - IS	4	46	41	89.13	15.05.2018	16.05.2018	1
39.	BE – ME	4	133	117	87.97	15.05.2018	16.05.2018	1
40.	BE – CV	4	189	139	73.54	15.05.2018	16.05.2018	1
41.	BE - EC	4	101	91	90.1	15.05.2018	16.05.2018	1
42.	M.Tech - CCT	4	13	13	100	27.07.2018	07.08.2018	11
43.	M.Tech – CSE	4	14	14	100	27.07.2018	07.08.2018	11
44.	M.Tech – VLSI	4	2	2	100	27.07.2018	07.08.2018	11
45.	MBA	4	31	31	100	27.07.2018	07.08.2018	11
46.	BE – CS	6	87	82	94.25	15.05.2018	16.05.2018	1
47.	BE - IS	6	41	41	100	15.05.2018	16.05.2018	1
48.	BE – ME	6	161	150	93.17	15.05.2018	16.05.2018	1
49.	BE – CV	6	176	169	96.02	15.05.2018	16.05.2018	1
50.	BE - EC	6	100	98	98	15.05.2018	16.05.2018	1
Average number of days elapsed								4


COE
CONTROLLER OF EXAMINATION
 Nagarjuna College of Engineering & Technology
 An Autonomous College under VTU
 Bengaluru-562164


Principal
PRINCIPAL
 Nagarjuna College of Engineering & Technology
 An Autonomous College under VTU
 Bengaluru-562164

Nagarjuna College of Engineering & Technology
(An Autonomous College Under VTU)

Average number of days from the date of last semester-end/ year- end examination till the
declaration of results during **2016-17**

Sl. No	Programme	Sem	No. of students		% of passing	Last Date of Examination	Date of announcement of results	Number of days elapsed
			Appeared	Passed				
1.	BE – CS	1	124	109	87.9	20.12.2016	23.12.2016	3
2.	BE - IS	1	53	42	79.25	20.12.2016	23.12.2016	3
3.	BE – ME	1	121	97	80.17	20.12.2016	23.12.2016	3
4.	BE – CV	1	153	126	82.35	20.12.2016	23.12.2016	3
5.	BE - EC	1	98	90	91.84	20.12.2016	23.12.2016	3
6.	M.Tech - CCT	1	15	15	100	02.01.2017	09.01.2017	9
7.	M.Tech – CSE	1	17	17	100	02.01.2017	09.01.2017	9
8.	M.Tech – VLSI	1	2	2	100	02.01.2017	09.01.2017	9
9.	MBA	1	37	25	67.57	02.01.2017	09.01.2017	9
10.	BE – CS	3	99	76	76.77	20.12.2016	23.12.2016	3
11.	BE - IS	3	47	36	76.6	20.12.2016	23.12.2016	3
12.	BE – ME	3	184	141	76.63	20.12.2016	23.12.2016	3
13.	BE – CV	3	189	165	87.3	20.12.2016	23.12.2016	3
14.	BE - EC	3	109	91	89.49	20.12.2016	23.12.2016	3
15.	M.Tech - CCT	3	18	18	100	16.12.2016	24.12.2016	8
16.	M.Tech – CSE	3	18	16	88.89	16.12.2016	24.12.2016	8
17.	M.Tech – VLSI	3	3	3	100	16.12.2016	24.12.2016	8
18.	M.Tech – MMD	3	1	1	100	16.12.2016	24.12.2016	8
19.	MBA	3	21	17	80.95	16.12.2016	24.12.2016	8
20.	BE – CS	2	123	104	84.55	18.05.2017	22.05.2017	4
21.	BE - IS	2	52	42	80.77	18.05.2017	22.05.2017	4
22.	BE – ME	2	115	80	69.57	18.05.2017	22.05.2017	4
23.	BE – CV	2	147	108	73.47	18.05.2017	22.05.2017	4

24.	BE - EC	2	97	88	90.72	18.05.2017	22.05.2017	4
25.	M.Tech - CCT	2	15	15	100	24.05.2017	02.06.2017	9
26.	M.Tech - CSE	2	17	15	88.24	24.05.2017	02.06.2017	9
27.	M.Tech - VLSI	2	2	2	100	24.05.2017	02.06.2017	9
28.	MBA	2	33	27	81.82	24.05.2017	02.06.2017	9
29.	BE - CS	4	100	73	73	18.05.2017	22.05.2017	4
30.	BE - IS	4	47	34	72.34	18.05.2017	22.05.2017	4
31.	BE - ME	4	189	127	67.2	18.05.2017	22.05.2017	4
32.	BE - CV	4	192	143	74.48	18.05.2017	22.05.2017	4
33.	BE - EC	4	105	75	71.43	18.05.2017	22.05.2017	4
34.	M.Tech - CCT	4	18	18	100	18.08.2017	24.08.2017	5
35.	M.Tech - CSE	4	18	18	100	18.08.2017	24.08.2017	5
36.	M.Tech - VLSI	4	3	3	100	18.08.2017	24.08.2017	5
37.	M.Tech - MMD	4	1	1	100	18.08.2017	24.08.2017	5
38.	MBA	4	21	21	100	18.08.2017	24.08.2017	5
Average number of days elapsed								5


COE
CONTROLLER OF EXAMINATION
 Nagarjuna College of Engineering & Technology
 An Autonomous College under VTU
 Bengaluru-562164


Principal
PRINCIPAL
 Nagarjuna College of Engineering & Technology
 An Autonomous College under VTU
 Bengaluru-562164

Time Table

Date: 23-12-2019

Date	30.12.2019	31.12.2019	01.01.2020	02.01.2020	03.01.2020	04.01.2020
Day	Mon	Tue	Wed	Thu	Fri	Sat
I	19MAT11	19PHY12 19CHE12	19CEF13 19CCP13	19ELN15 19ELE15	19MEF14	19CSD17
	18ECM31	18ECT32	18ECT33	18ECT34	18ECI351	18ECH37 18CPH38
	18CSM31	18CST32	18CSI33	18CST34	18CST351	18CSH37 18CPH38
III	18CVM31	18CVT32	18CVT33	18CVT34	18CVI352 18CVI353	
	18MEM31	17MET32	17MET33	18MEI351 18MEI352		
	17ECT51	17ECT52	17ECT53	17ECI541 17ECI542	17ECI551	17ECT561
V	17CST51	17CSI52	17CST53	17CST54	17CST552	
	17IST51	17IST52	17ISI53	17IST54	17ISI552	
	17CVI51	17CVI52	17CVI53	17CVI542 17CVI543	17CVI552	17CVI563
VII	17MET51	17MEI52	17MET53	17MEI54	17MET551 17MET552	17MET561 17MET562
	16ECT71	16ECT72	16ECT731	16ECT741	16HOE755	16HOE766
	16CSI71	16CST72	16CSI732	16CST741		
VIII	16IST71	16IST72	16ISI732	16IST741		
	16CVI71	16CVI72	16CVI732	16CVI741 16CVI743	16HOE753	16HOE762.
	16MEI71	16MET72	16MET731 16MET732	16MET742 16MET743	16HOE751 16HOE752	16HOE761 16HOE765

Morning Session 10.30AM to 1.30PM

Please Note:

1. Practical Examinations will be conducted between **01.01.2020 to 06.01.2020.**
2. The students appearing for the Practical Examinations should contact the respective Lab Course Coordinators to know their Examination schedule

Controller of Examinations

CC to VP, Dean, HODs, EC, CS, IS, CV, KHL, Phy, Chem, Maths, Library, Office, Departmental Notice Boards, and All the Concerned

PRINCIPAL

Wagarguna College of Engineering and Technology

Final Grades in SEE (Dec 2019)


All records

Category : 3 Semester - Information Science

Generated on 2/1/2020 9:46:30 AM - solution partner instantk

USN	Name	18CSM31	18CST32	18CST33	18CSI34	18CSI351	18CSL36	18CSH37	18CPH38	SGPA	CGPA	Signature of student
17IS003	ANANYA VIKRAM	F				F	F	B	F			
17IS011	GANGULA MADHUSUDHAN REDDY	C	F	F		F	F	B	B	0.64	6.73	
17IS014	KAMAL PANDEY	F	F				E	B	B	2.08	6.341	
18IS001	ABHITEJ S	B	B	B	B	B	B	A	A	1.36	7.091	
18IS002	AISHWARYA DAS PRAKASH	B	C	D	B	B	B	B	A	8.12	8.092	
18IS003	AJITH KUMAR D A	C	F	E	C	C	D	B	A	7.56	7.4	
18IS004	AKASH C K	A	A	C	B	A	S	B	A	5.64	6.705	
18IS005	ANJU B M	B	B	D	B	B	B	A	A	8.6	8.754	
18IS006	ANKITHA H R	B	C	D	B	B	B	A	A	7.72	8.092	
18IS007	ARUNJITH S	B	A	B	B	B	A	A	A	7.64	7.908	
18IS008	ASHA Y R	A	B	C	C	B	B	C	S	8.4	8.385	
18IS009	BHAVANA M	C	B	E	C	B	D	C	A	7.84	8.215	
18IS010	BOJJA MADHAV	S	S	A	S	A	A	A	S	7	7.569	
18IS011	CHARANKUMAR S	B	F	F	F	F	F	F	F	9.52	9.492	
18IS012	CHIGURUPATI LAKSHMI CHAITANYA	C	F	F	C		C	B	A	1.28	8.364	
18IS013	CHINTAKUNTA SHAIK ANWAR	C	C	E	C	C	E	B	B	3.8	7.491	
18IS015	DEEKSHITHA K	C	F	F	E	C	D	B	A	6.64	6.892	
18IS016	HALAIKYA S N	C	B	E	C	C	D	B	A	4.52	7.123	
18IS017	HARSHITHA B N	C	C	C	C	C	A	B	A	6.92	7.477	
18IS018	KEERTHANA V TEMKAR	B	B	D	C	B	B	A	S	7.32	7.585	
18IS019	KEERTHI REDDY K V	F	F	F	E	F	C	B	B	7.68	7.892	
18IS020	KUSHAL S	C	F	E	B	B	E	B	A	2.32	6.571	
18IS021	LATHASHREE	B	C	C	B	B	D	B	A	5.88	7.049	
18IS023	M NEHA NAIK	C	C	D	C	C	D	A	A	7.56	7.846	
18IS024	MANAS R	B	B	B	A	C	B	B	A	7	7.308	
18IS025	MANOJKUMAR B R	B	D	D	B	C	C	C	A	8.04	7.862	
										7.08	7.277	

18IS026	MATTAPARTHI LAKSHMASHREE	B	B	A	B	B	B	A	A	8.28	7.708
18IS027	MOGALKUDURU SUMARAMI	A	S	A	A	A	S	A	S	9.28	9.477
18IS028	MUKTHA T	B	A	A	A	A	B	B	A	8.68	8.554
18IS029	NANDINI M	B	C	C	B	C	C	B	A	7.48	7.477
18IS030	NANDINI R G	C	C	C	C	C	B	B	A	7.24	7.231
18IS031	NASREENTAJ	C	C	B	B	B	C	B	A	7.64	7.954
18IS032	NAYANA G R	B	B	C	C	B	B	B	S	7.76	7.8
18IS033	NIROOP S RAO	C	F	F	D	C	E	A	B	4.64	6.604
18IS034	PRAKRUTHI C GOWDA	B	C	C	B	B	B	B	B	7.68	7.338
18IS036	PRATHIKSHA S V	C	D	E	C	C	C	B	A	6.68	6.692
18IS037	PRIYA KUMARI	B	B	B	B	B	B	A	S	8.16	8.031
18IS039	RAMYA S	C	F	E	F	C	E	B	A	4.44	6.474
18IS040	RAVI KUMAR M R	B	B	B	B	B	A	A	S	8.24	8.2
18IS042	ROBIN DILLON RODRIGUES	B	B	B	A	B	A	A	S	8.4	8.446
18IS043	ROOPA A	B	B	B	B	B	C	C	A	7.88	8.431
18IS044	SAHANA P S	C	C	D	C	C	D	B	A	6.92	7.123
18IS045	SAHITHI T	B	B	C	D	C	C	A	A	7.4	7.554
18IS046	SAIRAJ POOJARI	C	F	E	C	C	D	C	B	5.52	6.446
18IS047	SAQUIB PASHA M	C	C	C	D	C	D	B	A	6.92	6.557
18IS048	SAURAV KASHYAP	B	B	A	B	A	A	A	A	8.52	8.831
18IS049	SHAIK ALTHAF	C	F	E	F	F	C	B	A	3.48	6.761
18IS050	SHAIK HUSSAIN BABA	B	C	C	F	C	E	B	B	6	7.344
18IS051	SHREYAS GOWDA T V	B	C	C	C	C	E	B	A	7.16	7.446
18IS052	SINDHUSHREE H	B	C	C	C	B	B	B	A	7.56	7.662
18IS053	SIRISHA K S	B	A	B	B	B	A	A	A	8.36	8.631
18IS055	VARSHA N P	B	C	C	B	C	C	A	A	7.56	7.585
18IS056	VENKATANATH KOUSHIK P S	B	A	A	B	B	A	B	A	8.44	8.262
18IS057	VINAYAKA V	C	C	C	C	C	C	C	B	7.04	7.032
18IS058	VISHAL	B	D	B	B	B	E	A	A	7.56	8.015
18IS059	SUNIDHI R YADAV	A	B	B	C	B	B	A	A	8.12	8.123
Count	56	56	55	54	53	54	56	56	56	56	56
Signature of staff											



CONTROLLER OF EXAMINATION

College of Engineering & Technology



PRINCIPAL

Mazariya College of Engineering & Technology



NAGARJUNA COLLEGE OF ENGINEERING & TECHNOLOGY

An Autonomous College Under VTU

Bengaluru - 562164

Date: 25.11.2017

REVISED TIME TABLE for B.E. Semester End Examinations, Dec-2017

Morning Session 10.30 AM to 01.30 PM										
		Sem	PHY	CHE	Sem	EC	CS	IS	CV	ME
29.11.2017	Wednesday	I	17MAT11		V	15ECT51	15CST51	15IST51	15CVI51	15MET51
30.11.2017	Thursday	I			III	16ECM31	16CSM31	16ISM31	16CVM31	16MEM31
01.12.2017	Friday	I	17PHY12	17CHE12	V	15ECT52	15CSI52	15IST52	15CVT52	15MEI52
04.12.2017	Monday	I			III	16ECT32	16CST32	16IST32	16CVT32	16MET32
05.12.2017	Tuesday	I	17CEF13	17CCP13	V	15ECT53	15CST53	15ISI53	15CVI53	15MET53
06.12.2017	Wednesday	I			III	16ECT33	16CSI33	16ISI33	16CVT33	16MET33
07.12.2017	Thursday	I	17ELN15	17ELE15	V	15ECI541/ 15ECI543	15CST54	15IST54	15CVT543	15MEI54
08.12.2017	Friday	I	17ENV17		III	16ECT34	16CST34	16IST34	16CVT34	16MEI34
09.12.2017	Saturday	I	17PDP18	17MEF14	V	15ECT561	15CST561	15IST562	15CVT552	15MET551/ 15MET552
11.12.2017	Monday	I		17CPH17	III	16ECI35	16CST35	16IST35	16CVI35	16MET361/ 16MET362
12.12.2017	Tuesday	I		17CSD18	V				15CVT562/ 15CVT563	15MET561
13.12.2017	Wednesday				III		16CSI38	16ISI38	16CVT362/ 16CVT363	

N. Saenu
Controller of Examinations

CC to VP1, VP2, Dean-SW, HODs Phy, Che, Maths, EC, CS, IS, CV, ME, Office, All Concerned & Respective Notice Boards

[Signature]
Principal



NAGARJUNA COLLEGE OF ENGINEERING & TECHNOLOGY

An Autonomous College Under VTU

Bengaluru - 562164

Date: 02.11.2017

Time Table for B.E / M.Tech / MBA - Semester End Examinations, Dec-2017

Morning Session 10.30 AM to 01.30 PM														
		Sem	PHY	CHE	Sem	EC	CS	IS	CV	ME	MBA	CCT	CSE	EVE
27.11.2017	Mon	I	17MAT11		V	15ECT51	15CST51	15IST51	15CVI51	15MET51				
28.11.2017	Tue				III	16ECM31	16CSM31	16ISM31	16CVM31	16MEM31	15MBA31			
29.11.2017	Wed	I	17PHY12	17CHE12	V	15ECT52	15CSI52	15IST52	15CVT52	15MEI52				
30.11.2017	Thu				III	16ECT32	16CST32	16IST32	16CVT32	16MET32	15MBAHR311			
01.12.2017	Fri	I	17CEF13	17CCP13	V	15ECT53	15CST53	15ISI53	15CVI53	15MET53				
04.12.2017	Mon				III	16ECT33	16CSI33	16ISI33	16CVT33	16MET33	15MBAHR314			
05.12.2017	Tue	I	17ELN15	17ELE15	V	15ECI541	15CST54	15IST54	15CVT543	15MEI54				
						15ECI543								
06.12.2017	Wed	I	17ENV17		III	16ECT34	16CST34	16IST34	16CVT34	16MEI34	15MBAHR315			
07.12.2017	Thu	I	17PDP18	17MEF14	V	15ECT561	15CST561	15IST562	15CVT552	15MET551				
										15MET552				
08.12.2017	Fri	I		17CPH17	III	16ECI35	16CST35	16IST35	16CVI35	16MET361	15MBAMM322			
										16MET362				
09.12.2017	Sat	I		17CSD18	V				15CVT562	15MET561				
									15CVT563					
11.12.2017	Mon				III		16CSI38	16ISI38	16CVT362		15MBAMM323			
									16CVT363					
13.12.2017	Wed				III						15MBAMM325			
15.12.2017	Fri				III						15MBAFM331	15CCT31	15CSE31	15EVE31
18.12.2017	Mon				III						15MBAFM334	15CCT322	15CSE323	15EVE321
20.12.2017	Wed				III						15MBAFM335	15CCT331	15CSE332	15EVE332

N. Sanyal 2/11/17
Controller of Examinations

CC to VP1, VP2, Deans-SW, HODs-Phy, Che, Maths, EC, CS, IS, CV, ME, Office, All Concerned & Respective Notice Boards

Principal
Nagarjuna College of Engineering & Technology
Bengaluru -Pin: 562164

NAGARJUNA COLLEGE OF ENGINEERING & TECHNOLOGY
(An Autonomous College Under VTU)



Date: 04.12.2017

CIRCULAR

Practical Examinations for I, III & V Semester B.E

The HODs are hereby informed to submit the following details for the Practical Examinations of I, III & V Semester programme.

1. Details of the Examiners

Course Name:			Course Code:	
External Examiner			Internal Examiner	
Sl. No.	Name & Institution	Ph.No	E-Mail	
1.				
Sl. No.	Name			
1.				
Sl. No.	Name			
		Lab Supervisor		
Sl. No.	Name			
		Lab Technician		
Sl. No.	Name			
		Lab Attender		

Practical Examinations Students Batch List- For Display

Course Name:		Course Code:	
Sl. No.	Date & Time	USN	Batch No.
1			
2			
3			

2. Practical Examinations Students Batch List- For Examination Section-Autonomous

Course Name:		Course Code:		
Sl. No.	Date & Time	Batch No.	No. of Students	Examiners
1				
2				
3				

Please Note the following

- Schedule of Practical Examinations: **11.12.2017 to 16.12.2017**
- Duration of the Practical Examination: 3 hrs
- No. of Batches: 3/day
- Number of Students per Batch: Minimum 10 - Maximum 15
- Batch Timings

I batch	:	08.30 am to 11.30 am
II batch	:	11.30 am to 02.30 pm
III batch	:	02.30 pm to 05.30 pm
- Lab examinations can be conducted in parallel batches also
Last Date for Submission of the Above Details: 08.12.2017

CONTROLLER OF EXAMINATION

Copy To: - VP1 / VP2 / DEAN-SW / HODs- EC / CS / IS / CV / ME / PHY

PRINCIPAL

Nagarjuna College of Engineering and Technology

Final Grades in SEE (Dec 2017)

All records

Category : 1 Semester - C Section

Generated on 12/18/2017 11:46:35 AM - solution partner instantk

USN	Name	17MAT11	17PHY12	17CEF13	17CED14	17ELN15	17PHL16	17ENV17	17PDP18	SGPA	CGPA	Signature of student
01CTEC17	GOWTHAM E	F	C	C	B	F	B	S	A	5	5	
01MQEC17	ACCHAKKARI BHOOMA REDDY	B	B	B	C	C	B	A	A	7.769	7.769	
02CKEC17	BANDHAN SAHA	C	D	C	B	C	B	A	A	7.231	7.231	
02MQEC17	ATTURI SAI SINDHU	C	C	B	A	C	A	B	A	7.769	7.769	
03MQEC17	AJSHWARYA B K	B	B	A	A	A	A	A	A	8.654	8.654	
05CTEC17	CHARANKUMAR H N	B	A	A	A	B	S	S	S	8.808	8.808	
05MQEC17	ALLU LOKESH NAIDU	F	F	F	D	F	F	A	A	1.615	1.615	
07MQEC17	B HANUMANTH REDDY	F	C	B	A	C	A	A	A	6.462	6.462	
09CTEC17	CHANDAN L	A	B	A	A	A	S	A	A	8.923	8.923	
09MQEC17	BUGGANA PARAMESH REDDY	C	C	B	A	B	B	S	S	7.962	7.962	
10CTEC17	IAHNAVI L	A	A	A	S	A	S	S	S	9.308	9.308	
10MQEC17	CHIMMILI ARAVIND	A	A	B	A	C	B	A	A	8.423	8.423	
11CTEC17	KOMALAPATI JONATHAN ADAM	F	F		F		B	S	B	1.308	1.308	
11MQEC17	GUTTA RUSHENDRA CHOWDARI		F	D	F		B	B	S	2.462	2.462	
12CTEC17	ARBIN TAJ	D	D	C	B	C	B	A	S	7.077	7.077	
13MQEC17	DUTTAPATI GRESHMA	C	C	C	B	C	B	A	A	7.385	7.385	
14MQEC17	EAGA CHANDRA LEKHA	B	B	B	A	B	A	A	A	8.308	8.308	
15MQEC17	SAI ROSHAN G	B	D	F	A	C	B	A	B	6.192	6.192	
16MQEC17	GALI BALAJI	F	F	F	E	F	F	B	B	1.385	1.385	
17MQEC17	GAVINI PRANATHI	C	A	A	S	B	S	S	S	8.769	8.769	
18CTEC17	F BHUVAN KUMAR	D	B	B	A	B	S	A	A	8	8	
18MQEC17	GURRA A VENKATESWARA REDDY	B	C	C	A	C	B	S	S	7.808	7.808	
19MQEC17	GURRAM VIKI			D	F		D	B	B	2.231	2.231	
20MQEC17	JONNALAGADDA SUDRIVA	F	F	F	F	F	C	A	A	1.231	1.231	

Nagarjuna College of Engineering and Technology
Final Grades in SEE - [CIE Marks : SEE Marks : Grade] (Dec 2017)

All records

Category : 3 Semester - Electronics and Communication

Generated on 12/19/2017 7:51:47 PM - solution partner instants

USN	Name	16ECM31	16ECT32	16ECT33	16ECT34	16ECI35	16ECI362	16ECL37	16ECL38	16ECH39	SGPA	CGPA	Signature of student
15EC061	NIDHISHREE R	57 : :	26 : 14 : F	57 : 30 : F	55 : 5 : F	60 : 41 : C	46 : 40 : E				0.882	4.943	
15EC096	TANGUTUR BALA SAI	54 : 14 : F				11 : 32 : F					0	5.067	
16EC001	A CHARAN	82 : 49 : B	67 : 51 : C	77 : 51 : B	64 : 40 : C	78 : 40 : C	59 : 62 : B	28 : 32 : B	42 : 30 : B	94 : 90 : S	7.654	8.231	
16EC002	A SAI TEJA REDDY	69 : 24 : F	44 : 31 : F	51 : 31 : F	54 : 18 : F	63 : 41 : C	61 : 52 : C	30 : 23 : C	40 : 13 : F	80 : 82 : A	2.769	6.026	
16EC003	AMRUTHA N	75 : 55 : B	71 : 50 : B	59 : 45 : C	83 : 43 : B	60 : 50 : C	49 : 62 : C	33 : 24 : C	36 : 26 : B	80 : 82 : A	7.577	7.949	
16EC004	ANITHA N	70 : 20 : F	77 : 47 : B	66 : 23 : F	86 : 40 : B	83 : 40 : B	58 : 56 : C	29 : 32 : B	44 : 10 : F	80 : 82 : A	5.154	7.013	
16EC005	ASHWINI G V	86 : 40 : B	71 : 69 : B	79 : 66 : B	93 : 52 : B	82 : 42 : B	55 : 40 : D	41 : 25 : B	45 : 38 : A	80 : 82 : A	7.885	8.179	
16EC006	BADDAM PAVAN	75 : 53 : B	55 : 23 : F	60 : 40 : C	65 : 20 : F	70 : -1 : F	51 : 50 : C	29 : 21 : C	25 : 35 : B	80 : 82 : A	4.346	6.718	
16EC007	BANGARU RAJESWARA REDDY	14 : :	42 : 12 : F	43 : 23 : F	55 : 7 : F	38 : :	51 : 50 : C	21 : 10 : F	23 : 4 : F	80 : 82 : A	1.154	5.077	
16EC008	BATTULA PRAVEEN KUMAR	66 : 19 : F	57 : 45 : C	49 : 23 : F	69 : 21 : F	47 : 26 : F	61 : 50 : C	31 : 22 : C	32 : 11 : F	80 : 82 : A	2.5	5.654	
16EC009	BHARATH N	57 : :	40 : 7 : F	28 : :	16 : :	40 : 3 : F	41 : 56 : D	28 : 3 : F	28 : -1 : F	80 : 82 : A	1.038	3.769	
16EC010	BHAVANA S	79 : 47 : B	63 : 78 : B	74 : 52 : B	82 : 60 : B	82 : 48 : B	57 : 61 : C	41 : 38 : A	41 : 31 : B	94 : 90 : S	8.038	8.487	
16EC011	BOPELLA SAMARA SIMHA REDDY	86 : 57 : B	77 : 64 : B	84 : 45 : B	74 : 40 : C	82 : 56 : B	57 : 62 : C	44 : 42 : A	44 : 38 : A	94 : 90 : S	7.962	8.449	
16EC012	BORRA SREEKANTH REDDY	83 : 61 : B	79 : 73 : A	84 : 46 : B	78 : 60 : B	88 : 55 : B	57 : 62 : C	40 : 35 : A	32 : 41 : B	94 : 90 : S	8.154	8.782	
16EC013	CHILUKALA SIVA SAI REDDY	67 : 22 : F	58 : 40 : D	51 : 27 : F	51 : 17 : F	41 : 26 : F	50 : 50 : C	28 : 28 : C	23 : 21 : E	80 : 82 : A	2.769	5.859	
16EC014	CHILUKALA SOUJANYA	86 : 41 : B	69 : 60 : B	82 : 50 : B	83 : 29 : F	67 : 40 : C	57 : 55 : C	28 : 8 : F	43 : 25 : B	80 : 82 : A	5.923	7.513	
16EC015	DEVARAJA	75 : 40 : C	61 : 43 : C	60 : 60 : B	69 : 40 : C	55 : 40 : D	55 : 55 : C	30 : 25 : C	30 : 36 : B	80 : 82 : A	7.115	7.885	



Nagarjuna College of Engineering & Technology
(An Autonomous College under VTU)
Bangalore 562164

UG – I Semester End Examinations Dec-2016

Time Table

Date: 28-10-2016

Date & Day	Morning Session (09.30AM to 12.30PM)		Afternoon Session (2.00pm to 5.00pm)
	Physics Cycle	Chemistry Cycle	Course with code
	Course with code	Course with code	
28/11/2016 (Monday)	Engineering Mathematics-I 16MAT11		
30/11/2016 (Wednesday)	Engineering Physics- 16PHY12	Engineering Chemistry (IC) - 16CHE12	
02/12/2016 (Friday)	Civil Engineering Foundation - 16CEF13	Computer Concepts & C Programming -16CCP13	
05/12/2016 (Monday)	Basic Electronics (IC) - 16ELN15	Basic Electrical Engineering (IC) - 16ELE15	
07/12/2016 (Wednesday)		Mechanical Engineering Foundation (IC) -16MEF14	
09/12/2016 (Friday)	Environmental Studies - 16ENV17		Constitution of India, Professional Ethics and Human Rights-16CPH17 (Chemistry Cycle)
10/12/2016 (Saturday)		Communication Skill Development - 16CSD18	Personality Development Programme- 16PDP18 (Physics Cycle)

N. Sallu
CONTROLLER OF EXAMINATIONS

DM
28.10.16
PRINCIPAL

CC to: WP1, VP2, Dean SW, HODs-Basic Science, EC, CS, IS, CV, ME, Autonomous Examination Notice board, Office



Nagarjuna College of Engineering & Technology
(An Autonomous College under VTU)
Bangalore 562164

UG – III Semester End Examinations Dec-2016

Time Table

Date: 28-10-2016

Date & Day	Morning Session 09.30AM to 12.30PM				
	Computer Science	Electronics & Communication	Information Science	Civil	Mechanical
	Course with code	Course with code	Course with code	Course with code	Course with code
29/11/2016 (Tuesday)	Engineering Mathematics-III (IC) -15CSM31	Engineering Mathematics-III (IC)-15ECM31	Engineering Mathematics-III (IC) - 15ISM31	Engineering Mathematics-III (IC) 15CVM31	Engineering Mathematics-III (IC) 15MEM31
01/12/2016 (Thursday)	Fundamentals of Computation Engineering-15CST32	Analog Electronic Circuits-15ECT32	Fundamentals of Computation Engineering-15IST32	Building Materials and Concrete Technology 15CVT32	Measurements & Manufacturing Process - 15MET32
03/12/2016 (Saturday)	Data Structure with C (IC) - 15CSI33	Logic Design -15ECT33	Data Structure with C (IC) -15ISI33	Strength of Materials-15CVT33	Basic Thermodynamics - 15MET33
06/12/2016 (Tuesday)	Analog and Digital Electronics-15CST34	Field Theory-15ECT34	Analog and Digital Electronics-15IST34	Engineering Geology-(IC) 15CVI35	Mechanics of Materials (IC) 15MEI34
08/12/2016 (Thursday)	Computer Organization - 15CST35	Network Analysis (IC) - 15ECI35	Computer Organization - 15IST35	Surveying -15CVT34	
10/12/2016 (Saturday)	Virtualization Foundations (IC) -15CSI38		Virtualization Foundations (IC) - 15ISI38	Rural Water Supply & Sanitation - 15CVT362 Solid Waste Management - 15CVT363	Automobile Engineering-I 15MET361 Engineering Metallurgy 15MET362

N. Sam
CONTROLLER OF EXAMINATIONS

bm 28-10-16
PRINCIPAL

CC to: VPI, VP2, Dean SW, HODs-Basic Science, EC, CS, IS, CV, ME, Autonomous Examination Notice board, Office

Date: 28.11.2016

CIRCULAR

Practical Examinations for I & III Semester B.E

All the HODs are hereby informed to submit the following details for the Practical Examinations of I & III Semester B.E programme.

1. Details of the Examiners

Course Name:		Course Code:	
Sl. No.	Name & Institution	Ph.No	E-Mail
1.			
2.			
3.			
Sl. No.	Internal Examiner		
1.	Name		
2.			
3.			
Sl. No.	Lab Supervisor		
	Name		
Sl. No.	Lab Technician		
	Name		
Sl. No.	Lab Attender		
	Name		

2. Practical Examinations Students Batch List

Course Name:		Course Code:	
Sl. No.	Date & Time	USN	Batch No.
1			
2			
3			
		Batch No.	No. of Students

Please Note the following

- Schedule of Practical Examinations: 13.12.2016 to 20.12.2016
 - Duration of the Practical Examination: 3 hrs
 - No of Batches: 3/day
 - Number of Students per Batch: Minimum 10 - Maximum 15
 - Batch Timings :
 - I batch : 08.30 am to 11.30 am
 - II batch : 11.30 am to 02.30 pm
 - III batch : 02.30 pm to 05.30 pm
 - Lab examinations can be conducted in parallel batches also
- Last Date for Submission of the Above Details: 05.12.2016

CONTROLLER OF EXAMINATION

PRINCIPAL

Copy To: -VP1 / VP2 / DEAK-SW / HODS-CS / EC / IS / CV / ME / MBA / Course Coordinators

All records

1

Category : 3 Semester - Computer Science

Generated on 12/23/2016 3:41:42 PM - solution partner instantk

USN	Name	15CSM31	15CST32	15CSI33	15CST34	15CST35	15CSI362	15CSL37	15CSI38	15CSH39	SGPA	CGPA	Signature of student
14CS071	SAHANA R	F ✓	C	F ✓	F	C	C	C	B	A	3.923		
15CS002	ADITYA KUMAR	D	C	A	B	A	B	F ✓	A	A	7.385		
15CS003	AISHWARYA G	F ✓		C	F		C	F ✓	B	S	3.154		
15CS004	AMIK KANDEL	F ✓	E	D	D	C	B	C	B	A	5.654		
15CS005	ANTAS RAJA	F	D	C	F	C	B	C	B	A	5.269		
15CS006	BALUJAPALLI ARVIND RAMA RAO	C	B	B	B	A	B	F ✓	A	A	7.462		
15CS007	BASIMI VENKATESULU	F ✓	F	C	F		B	F ✓	F ✓	A	2.615		
15CS008	BOLLAVARAM REDDY SUMANTH REDDY	F		E	F	D	B	F ✓	C	A	3.462		
15CS010	C SAI AMRUTHA	F		C			C	F	B	A	3.923		
15CS011	C V KAVYA	B	A	A	B	A	B	B	A	S	8.577		
15CS012	CHAKRADHAR RAJU	F ✓	F	B	D	C	B	F ✓	A	S	5.038		
15CS013	CHINNAM SHANMUKHA SAI	F ✓	C	B	C	B	B	F ✓	B	A	5.962		
15CS014	CHITHRA S	B	C	A	B	A	B	S	B	S	8.423		
15CS015	CHITTEMSETTY MANOJ KUMAR	F ✓		D		F	C	C	B	A	3.462		
15CS017	DEEKSHITHA N	F ✓	F ✓	B	F ✓	C	B	C	B	S	4.808		
15CS018	DHANUSHA S	A	B	S	A	S	B	B	S	S	9.115		
15CS019	DILIP C S	F ✓		D	F	F	B	B	B	S	3.692		
15CS020	G NAINIETHA	B	B	B	B	B	B	B	A	S	8.154		
15CS021	GANAVI S	B	B	A	B	A	B	B	A	S	8.462		
15CS022	GEETHANJALI K	C	B	B	B	B	B	F ✓	A	S	7.385		
15CS023	GONA MANOJ	A	A	A	A	S	B	A	S	S	9.115		
15CS024	GOWNIVALLA SUSMITHA	B	B	A	A	A	B	B	A	S	8.577		
15CS025	HARSH HANDOO						C	F ✓					
15CS026	HARSHITHA C	B	A	A	A	A	B	A	A	S	1.579		
15CS027	INCHARA S	C	F	B	D	C	B	A	A	S	8.769		
15CS028	JANAVI M K	B	A	A	B	B	B	C	B	S	6.577		
					B	B	B	A	A	S	8.538		

Nagarjuna College of Engineering and Technology

Final Grades in SEE (Dec 2016)

All records

1

Category : 3 Semester - Civil

Generated on 12/23/2016 3:42:25 PM - solution partner instantk

USN	Name	15CVM31	15CVT32	15CVT33	15CVT34	15CVI35	15CVT362	15CVT363	15CVL37	15CVL38	15CVH39	SGPA	CGPA	Signature of student
14CV026	CHANDRAKANT H S			F	F	F ✓	B		B	B		3.111		
14CV051	JUGAL CHANDRA C	F ✓	B	F	D	C	C		A	A	S	5.5		
14CV147	VIKASH KUMAR	C	C	C	C	E		C	A	B	B	6.962		
14CV711	HARINDRA M	C	B	E	A	B		B	S	A	C	7.846		
14CV717	MADHAN KUMAR V	C	C	F	F	C		F ✓	A	B	C	4.538		
14CV718	MANJUNATH REDDY		C	F	F	D		F	B	C	S	3.269		
15CV001	ABHIJITH	B	A	A	B	A	B		A	A	B	8.538		
15CV002	ABHINAW KUMAR		E	F					C	B	B	2.038		
15CV003	ABHISHEK KUMAR VERMA	F ✓	C	D	E	C	F		C	B	C	4.769		
15CV004	ABHISHEK GOWDA R	C	B	C	F ✓	B	B		A	A	B	6.654		
15CV005	ADARSH N	F ✓		D						B	B	2.625		
15CV007	AJAY S M	A	A	A	B	B	B		A	A	S	8.615		
15CV008	AJAYKUMAR K	F ✓	C	B	B	B	F ✓		A	A	A	5.923		
15CV009	AKASH N	F ✓	B	B	C	C	C		A	A	B	6.5		
15CV010	AKHIL B	A	A	A	B	A	B		S	S	S	8.923		
15CV011	AKHILA M	B	A	B	B	A	A		S	S	A	8.731		
15CV012	AKRAM B C	B	A	A	A	A	A		S	A	S	8.962		
15CV013	AMAR RAJ	F ✓	B	B	B	C	B		A	A	A	6.808		
15CV014	AMBIKA C R	B	A	A	A	B	C		S	S	A	8.615		
15CV017	ANAND KUMAR	F ✓	C	F	E	D		F	C	B	A	4		
15CV018	ANANDKUMAR V C	B	C	C	F	B		B	A	A	A	6.731		
15CV019	ANIRUDH N	B	B	B	B	B	B		A	A	A	8.192		
15CV023	ATHOKPAM GAUTAM SINGH	B	A	B	C	B	B		A	A	S	8.192		
15CV024	AVINASH	F ✓	C	F ✓	D	C	C		A	S	A	5.423		
15CV025	BHARATH D N	B	A	A	B	A	B		A	S	A	8.654		
15CV026	BHARATH REDDY Y A	F ✓	D	F ✓	D	C	C		A	A	A	5.231		